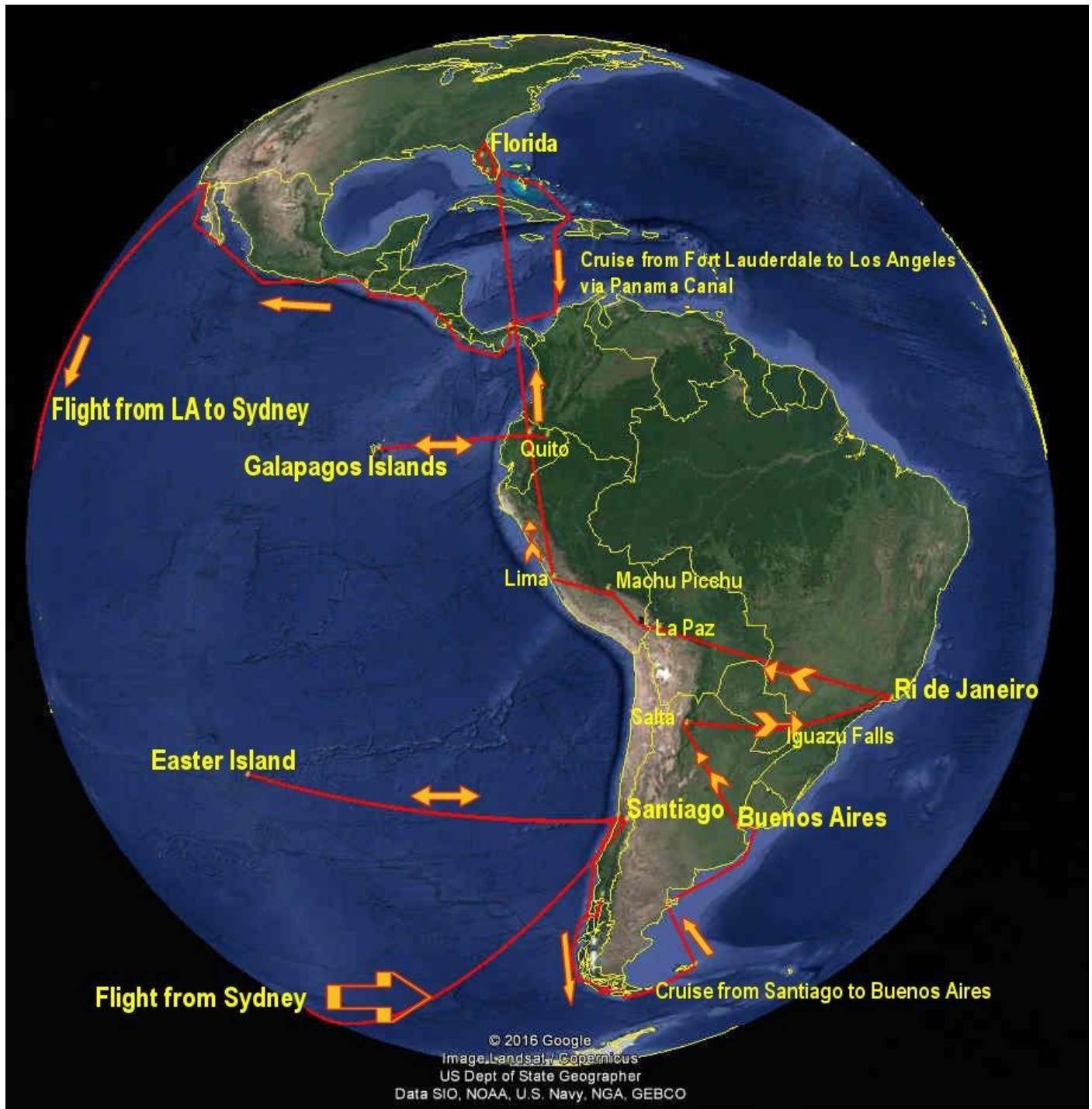


# South America Trip

11-January-2017 to 10-April-2017

## Trip Information





## Table of Contents

Pre-Voyage Preparation.....	10
Visas and Reciprocity Fees .....	10
Vaccinations.....	11
Clinic: The Travel Bug, Adelaide .....	11
Prescription Medicines & CPAP .....	11
International Driving Permit .....	11
Foreign Currency (01-Jan-2017).....	11
Currency Export Regulations.....	11
Baggage Allowance .....	11
Smart Traveller Information .....	11
Day 1 – Wednesday 11 <sup>th</sup> January 2017 .....	11
06:00 - Home to Airport.....	11
08:15 – Domestic Flight from Adelaide to Sydney.....	11
10:40 – Arrive Sydney Airport.....	12
10:50 – Transfer from Domestic Terminal to International Terminal .....	13
12:50 – International Flight from Sydney, Australia to Santiago, Chile .....	13
Currency Import regulations.....	13
Day 2 – Wednesday 11 <sup>th</sup> January 2017 .....	14
11:10 – Arrive Santiago Arturo Merino Benitez Airport, Santiago, Chile .....	14
14:00 – Hilton Garden Inn Santiago Airport .....	15
Day 3 – Thursday 12 <sup>th</sup> January 2017 .....	15
7:15 – Travel to Airport.....	15
09:25 – Flight from Santiago to Easter Island .....	15
13:00 – Arrive Mataveru Airport Easter Island .....	15
13:30 – Pick up car .....	16
14:00 – Arrive Kona Tau Hostel.....	16
Day 4 – Friday 13 <sup>th</sup> January .....	16
All Day Free on Easter Island.....	16
Day 5 – Saturday 14 <sup>th</sup> January.....	17
All Day Free on Easter Island.....	17
Day 6 – Sunday 15 <sup>th</sup> January .....	17
10:00 – Book out of Hostel .....	17
10:15 - Final trip around Island.....	17
13:20 – Arrive at Mataveru Airport.....	17
14:50 – Depart Mataveru Airport Easter Island.....	17
21:35 – Arrive Santiago Arturo Merino Benitez Airport, Santiago, Chile .....	17
22:30 – Arrive Hostel Cienfuegos.....	17

Day 7 – Monday 16 <sup>th</sup> January.....	18
All Day – Hop On Hop Off Bus.....	18
Day 8 – Tuesday 17 <sup>th</sup> January.....	19
08:00 – All Day Touring (TBD).....	19
Day 9 – Wednesday 18 <sup>th</sup> January.....	19
06:45 – Check Out from Hostel.....	19
07:30 – Catch Bus to Valpariso.....	20
09:00 – Arrive Valpariso Bus Terminal.....	20
14:00 – Travel to Passenger Terminal.....	21
15:00 – Cruise Progressive Check In Time.....	22
Currency Export regulations.....	22
18:00 – Depart Valpariso.....	22
Day 10 – Thursday 19 <sup>th</sup> January.....	22
11:00 – Cruise Critic Meet & Greet.....	22
Day 11 – Friday 20 <sup>th</sup> January.....	22
06:45 – Gather at Explorer’s Lounge, Deck 7.....	22
07:00 – Arrive Puerto Montt.....	22
18:00 – Depart Puerto Montt.....	23
Day 12 – Saturday 21 <sup>st</sup> January.....	23
All Day – At Sea.....	23
Day 13 – Sunday 22 <sup>nd</sup> January.....	23
07:00 – Cruising Amalia Glacier.....	23
08:00 – Depart Amalia Glacier.....	23
Day 14 – Monday 23 <sup>rd</sup> January.....	25
07:00 – Arrive Punta Arenas.....	25
19:00 – Depart Punta Arenas.....	25
Day 15 – Tuesday 24 <sup>th</sup> January.....	26
12:00 – Meet at Explorer’s Lounge, Deck 7.....	26
12:00 – Arrive Ushuaia.....	26
12:20 – Tour Start.....	26
20:00 – Depart Ushuaia.....	27
Day 16 – Wednesday 25 <sup>th</sup> January.....	27
08:00 – Cape Horn Science Cruising.....	27
Day 17 – Thursday 26 <sup>th</sup> January.....	28
08:00 – Arrive Falkland Islands.....	28
18:30 – Depart Falkland Islands.....	28
Day 18 – Friday 27 <sup>th</sup> January.....	28
All Day – At Sea.....	28

Day 19 – Saturday 28 <sup>th</sup> January.....	29
07:00 – Arrive Puerto Madryn .....	29
08:00 – Valdes Penninsula Tour.....	29
17:00 – Depart Puerto Madryn.....	29
Day 20 – Sunday 29 <sup>th</sup> January .....	29
All Day – At Sea .....	29
Day 21 – Monday 30 <sup>th</sup> January.....	30
08:00 – Arrive Montevideo .....	30
08:50 – Half Day Tour.....	30
13:30 – End of Tour.....	30
16:00 – Return to Ship .....	30
17:00 Depart Montevideo.....	30
Day 22 – Tuesday 31 <sup>st</sup> January .....	31
Currency Import Regulations .....	31
08:00 – Arrive Buenos Aires.....	31
All Day – Hop On Hop Off Bus.....	31
Day 23 – Wednesday 1 <sup>st</sup> February .....	32
07:15 – Disembark Ship (Cruise End).....	32
08:45 – Flight to Salta from J. Newberry Airport .....	33
11:05 – Arrive Salta Airport.....	33
11:30 – Pick up Hire Car .....	33
12:00 – Travel to Accommodation – Osma.....	34
13:00 – Check in at Accommodation .....	34
Day 24 – Thursday 2 <sup>nd</sup> February.....	34
All Day – Sightseeing by Car .....	34
Day 25 – Friday, 3 <sup>rd</sup> February .....	34
All Day – Sightseeing by Car .....	34
Day 26 – Saturday 4 <sup>th</sup> February.....	35
06:30 – Book out of Accommodation .....	35
17:15 – Return Car at Airport.....	35
18:15 – Depart for Iguazu Falls .....	35
20:40 – Arrive Iguazu Falls .....	36
Day 27 – Sunday 5 <sup>th</sup> February .....	37
All Day – Iguazu Falls, Argentina .....	37
Day 28 – Monday 6 <sup>th</sup> February.....	37
All Day – Iguazu Falls, Brazil .....	37
Day 29 – Tuesday 7 <sup>th</sup> February.....	38
Currency Export Regulations.....	38

Morning – Start Altitude Tablets.....	38
09:00 – Travel to Brazil Airport.....	38
13:24 – Depart for Rio De Janeiro.....	38
15:25 – Arrive Rio De Janeiro.....	39
06:50 – Taxi to Windsor Atlantica Hotel.....	39
07:30 – All Day (9 Hour) Tour of Rio De Janeiro.....	39
Day 31 – Thursday 9 <sup>th</sup> February.....	39
All Day – Rest Day.....	39
Any Time During Day – Boarding Pass.....	39
Day 32 – Friday 10 <sup>th</sup> February.....	40
08:05 – Flight to San Paulo.....	40
09:15 – Arrive San Paulo.....	40
15:15- Flight to Santa Cruz.....	40
16:05 – Arrive Santa Cruz Airport.....	40
17:20 – Flight for La Paz.....	40
18:20 – Arrive La Paz Airport.....	41
Day 33 – Saturday 11 <sup>th</sup> February.....	41
All Day – City Tour & Moon Valley.....	41
Day 34 – Sunday 12 <sup>th</sup> February.....	42
Early Morning - Travel from La Paz to Copacabana by Bus.....	42
Morning – Board Catamaran.....	42
Day 35 – Monday 13 <sup>th</sup> February.....	42
Morning – Last Altitude Tablet.....	42
Morning – Continue Catamaran Cruise.....	42
Afternoon – Travel from Copacabana to Puno (Hotel Balsa Inn) by Bus.....	43
Day 36 – Tuesday 14 <sup>th</sup> February.....	44
All Day – Free Day.....	44
Day 37 – Wednesday 15 <sup>th</sup> February.....	44
All Day – Free Day.....	44
Day 38 – Thursday 16 <sup>th</sup> February.....	45
All Day – G-Adventures Home Stay.....	45
Day 38 – Friday 17 <sup>th</sup> February.....	45
All Day – G-Adventures Home Stay.....	45
Day 39 – Saturday 18 <sup>th</sup> February.....	46
07:00 – Travel to Train Station.....	46
07:20 – Board Train.....	46
08:00 – Depart Puno on Andean Explorer.....	46
18:30 – Arrive Cusco Train Station.....	46

Day 40 – Sunday 19 <sup>th</sup> February .....	47
07:30 – Cusco to Ollantayambo .....	47
09:50 – Board Train.....	47
10:32 – Ollantayambo to Machu Picchu .....	47
12:11 – Arrive Machu Picchu .....	47
13:00 – Afternoon Machu Picchu Visit .....	48
Day 41 – Monday 20 <sup>th</sup> February.....	48
Day 42 – Tuesday 21 <sup>st</sup> February .....	48
Morning – Visit Machu Picchu Again or Wander Township .....	48
14:15 – Travel to Railway Station .....	48
14:40 – Board Train.....	48
15:20 – Train to Ollantaytambo .....	48
17:08 – Arrive Ollantaytambo & Travel to Cusco .....	48
Day 43 – Wednesday 22 <sup>nd</sup> February.....	49
Day 44 – Thursday 23 <sup>rd</sup> February .....	50
05:30 – Travel to Airport.....	50
06:50 – Flight to Lima.....	50
08:15 – Arrive Lima .....	50
09:15 – Travel to “Cozy House”, General Silva 431, Lima .....	51
13:00 – Taxi to Larcomar Shopping Mall.....	52
14:00 – City Sightseeing Tour.....	53
Day 45 – Friday 24 <sup>th</sup> February .....	53
All Day – Sightseeing .....	53
Day 46 – Saturday 25 <sup>th</sup> February.....	53
05:45 – Taxi to Airport .....	53
08:45 – Flight to Quito .....	53
Currency Import Regulations .....	53
11:10 – Arrive Quito.....	54
Riding the TelefériQo .....	54
Day 47 – Sunday 26 <sup>th</sup> February .....	55
Day 48 – Monday 27 <sup>th</sup> February.....	55
Day 49 – Tuesday 28 <sup>th</sup> February.....	55
Day 50 – Wednesday 1 <sup>st</sup> March .....	56
Day 51 – Thursday 2 <sup>nd</sup> March.....	56
Day 52 – Friday 3 <sup>rd</sup> March .....	56
Day 53 – Saturday 4 <sup>th</sup> March.....	56
Day 54 – Sunday 5 <sup>th</sup> March .....	56
Day 55 – Monday 6 <sup>th</sup> March.....	56

Day 56 – Tuesday 7 <sup>th</sup> March.....	56
All Day – Travel & Galapagos Island Cruise.....	56
Day 57 – Wednesday 8 <sup>th</sup> March.....	57
Day 58 – Thursday 9 <sup>th</sup> March.....	57
Day 59 – Friday 10 <sup>th</sup> March.....	57
Day 60 – Saturday 11 <sup>th</sup> March.....	58
Day 61 – Sunday 12 <sup>th</sup> March.....	58
Day 62 – Monday 13 <sup>th</sup> March.....	58
Day 63 – Tuesday 14 <sup>th</sup> March.....	58
All Day – Return to Quito.....	58
Day 64 – Wednesday 15 <sup>th</sup> March.....	59
06:55 – Flight to Miami.....	59
12:14 – Arrive Miami International Airport.....	59
Medications.....	59
13:30 – Pick up Hire Car.....	60
Day 64 & 65 – Thursday 16 <sup>th</sup> & Friday 17 <sup>th</sup> March.....	61
All Day – Touring St. Augustine area, including Fort & Lighthouse.....	61
Day 66 – Saturday 18 <sup>th</sup> March.....	62
06:00 – Travel to Lakeland.....	62
08:45 – Lakeland Craft Expo (Alexa).....	62
09:00 – Day Touring to Area (Mark).....	62
18:00 – Lakeland Accommodation.....	63
Day 67 – Sunday 19 <sup>th</sup> March.....	64
07:30 – Travel to Kennedy Space Centre Complex.....	64
09:00 – Kennedy Space Centre Complex.....	64
18:00 – Return to Lakeland.....	64
19:45 – Lakeland Accommodation.....	64
Day 68 – Monday 20 <sup>th</sup> March.....	64
09:00 – Travel to Everglades City via Fort Meyers & Naples.....	64
16:00 – Book into Ivey House, Everglades City.....	65
Day 69 – Tuesday 21 <sup>st</sup> March.....	65
All Day – Free Travel around Everglades City Area.....	65
Day 70 – Wednesday 22 <sup>nd</sup> March.....	66
07:00 – Depart for Fort Lauderdale.....	66
11:00 – Drop Off Hire Car.....	66
11:15 – Travel to Port Everglades for Holland America Cruise.....	67
11:30 – Check In for Cruise.....	68
13:00 – Boarding Commences.....	68



16:00 – Cruise Departs.....	68
Day 71 – Thursday 23rd March.....	68
08:00 – Arrive Half Moon Cay.....	68
17:00 – Depart Half Moon Cay.....	68
Day 72 – Friday 24 <sup>th</sup> .....	69
All Day – At Sea.....	69
16:00 – Oz Contingent “Happy Hour”.....	69
Day 73 - Saturday 25 <sup>th</sup> March.....	69
All Day - At Sea.....	69
Day 74 – Sunday 26 <sup>th</sup> March.....	70
07:00 – Disembark at Cartagena.....	70
07:30 – City Tour.....	70
13:00 – Depart Cartegana.....	70
Day 75 – Monday 27 <sup>th</sup> March.....	71
05:00 – Enter Panama Canal (Christobal).....	71
19:00 – Exit Panama Canal (Balboa).....	71
Day 76 – Tuesday 28 <sup>th</sup> March.....	72
All Day – At Sea (Cruising Golfo Dulce and on to Punta Areanas).....	72
Day 77 – Wednesday 29 <sup>th</sup> March.....	73
07:00 – Arrive Puerto Caldera (Puntarenas).....	73
08:00 – 10-in-1 Tour.....	73
16:00 - Drop off in Caldera or Puntarenas dock.....	74
17:00 – Depart Puerto Caldera (Puntarenas).....	74
Day 78 – Thursday 30 <sup>th</sup> March.....	75
10:00 – Arrive Corinto.....	75
18:00 – Depart Corinto.....	76
Day 79 – Friday 31 <sup>st</sup> March.....	76
09:00 – Arrive Puerto Quetzal.....	76
10:00 – Shore Excursion – Antigua On Your Own.....	76
19:00 – Depart Puerto Quetzal.....	77
Day 80 – Saturday 1 <sup>st</sup> April.....	78
07:00 – Arrive Puerto Chiapas.....	78
09:00 – Travel to Tapachula.....	79
10:00 - Visit Izapa Archaeological Site.....	80
12:00 – Look Around Tapachula.....	80
13:30 – Shuttle Back to Puerto Chiapas.....	80
16:00 – Depart Puerto Chiapas.....	80
Day 81 & 82 – Sunday 2 <sup>nd</sup> & Monday 3 <sup>rd</sup> April.....	80

All Day – At Sea .....	80
Day 83 – Tuesday 4 <sup>th</sup> April.....	81
07:00 – Arrive Cabo San Lucas .....	81
14:00 – Depart Cabo San Lucas.....	81
Day 84 – Wednesday 5 <sup>th</sup> April.....	81
All Day – At Sea .....	81
Day 85 – Thursday 6 <sup>th</sup> April.....	82
07:00 – Disembark San Diego .....	82
Medications.....	82
08:30 – Taxi to Alamo Car Hire Company, San Diego Airport.....	82
09:00 – Go To San Diego Zoo .....	83
14:00 – Leave San Diego Zoo for San Diego Air & Space Museum.....	83
16:30 – Leave San Diego Air & Space Museum .....	83
Day 86 – Friday 7 <sup>th</sup> April.....	84
Morning - Complete travel to Palm Springs.....	84
Aerial Tramway Trip.....	84
Tram Price .....	84
Day 87 – Saturday 8 <sup>th</sup> April.....	84
09:00 – Drive to Los Angeles.....	84
18:00 – LAX Airport .....	85
22:30 – Depart for Sydney .....	85
Day 88 – Monday 10 <sup>th</sup> April (International Dateline Crossing) .....	85
Import Regulations.....	85
Free import if goods are carried by passenger .....	85
Prohibited and Restricted Goods .....	86
Quarantine information.....	86
Duty Free Import Suggestions.....	86
06:30 – Arrive Sydney International Airport.....	86
08:00 – Transfer to Domestic Airport .....	86
15:05 – Depart for Adelaide.....	86
16:45 – Arrive Adelaide Airport .....	86
17:30– Depart for Home .....	86
Travel Agent Information.....	87

## Pre-Voyage Preparation

### Visas and Reciprocity Fees

Chile – **Reciprocity fee to be paid on arrival**  
Brazil – **Visa in Passport**

Argentina – **Reciprocity fee paid on-line**  
USA – **Visa Exemption paid on-line**

## Vaccinations

Clinic: The Travel Bug, Adelaide

Yellow Fever, Hepatitis B, Hepatitis A, Typhoid, Tetanus, Diphtheria, Pertussis, Pneumovax

(Further information with vaccination passports)

## Prescription Medicines & CPAP

Medical statement with medicine bag & medical statement with CPAP machine (for carry-on baggage).

## International Driving Permit

Issuing Authority: Australian Automobile Association (AAA).

## Foreign Currency (01-Jan-2017)

American Dollars – Required for USA, Ecuador and Princess & Holland America Cruises. (\$1AUD is about \$0.72 USD)

Chilean Pesos – Required for Easter Island and Santiago, plus Chilean Cruise ports. (\$1AUD is about 482 Pesos)

Argentinian Pesos – Required for Buenos Aires, Salta, Iguazu Falls (\$1AUD is about 11.5 Pesos)

Brazilian Real – Required for Iguazu Falls & Rio De Janerio (\$1AUD is about 2.35 Reals)

Bolivian Bolivianos – La Paz (\$1AUD is about 4.99 Bolivianos)

Peruvian Sol – Cusco, Machu Picchu, Lima (\$1 is about 2.42 Sol)

## Currency Export Regulations

**Local currency (Australian Dollar-AUD) and foreign currencies: no restrictions up to AUD \$10,000.- (or equivalent in freely convertible currency).**

## Baggage Allowance

- (1) **QANTAS:** Checked: 30kg; Cabin Baggage: 7kg
- (2) **LATAM:** Checked Luggage: 23kg; Cabin Baggage: 8kg
- (3) **Aerolineas Argentinas:** Checked Luggage: 15kg; Cabin Baggage: 8kg
- (4) **American Airlines:** Checked Luggage: 23kg, Bags 23-30kg an extra \$100 USD. Cabin Baggage: Not Specified.

## Smart Traveller Information

24hr Consular Assistance (Phone): +61 2 6261 3305

24hr Consular Assistance (SMS): +61 421 269 080

## Day 1 – Wednesday 11<sup>th</sup> January 2017

### 06:00 - Home to Airport

Trip to Airport should take about 30 minutes, arriving at the airport around 06:30, leaving 1hr 45mins to flight time.

*Breakfast in the QANTAS Club.*

### 08:15 – Domestic Flight from Adelaide to Sydney

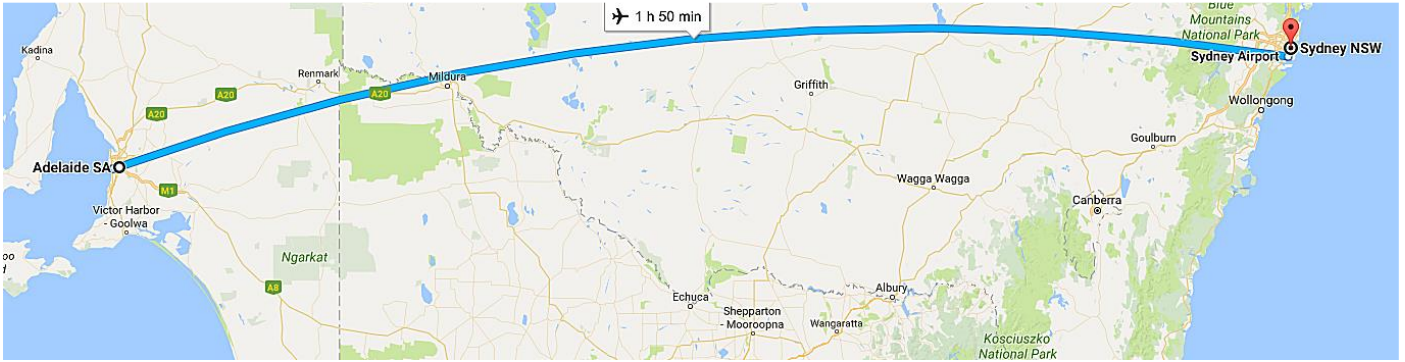
Flight Number: QF740

Booking Reference:

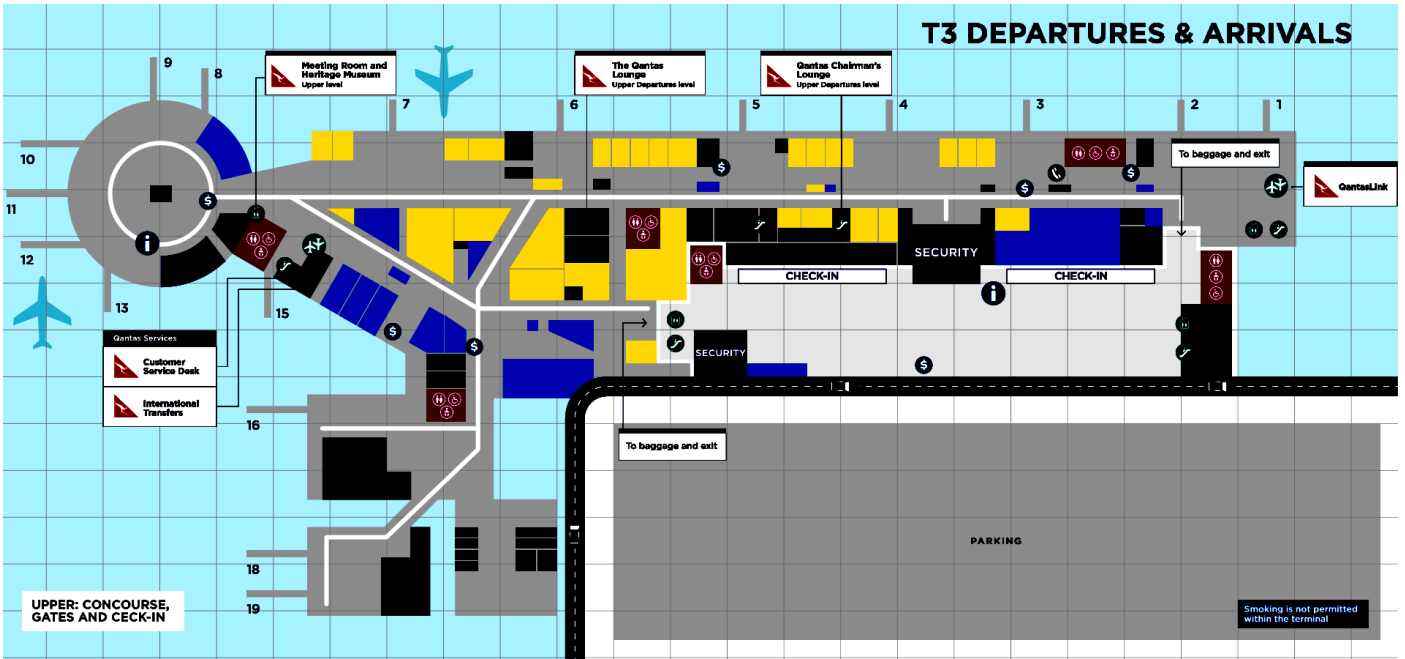
Seat Allocations: Mark 3C, Alexa 3A

Flight Duration: 01h 55min

**NOTE: Ensure check-in is aware that we need the Seamless Transfer at Sydney for the bags to QF27.**



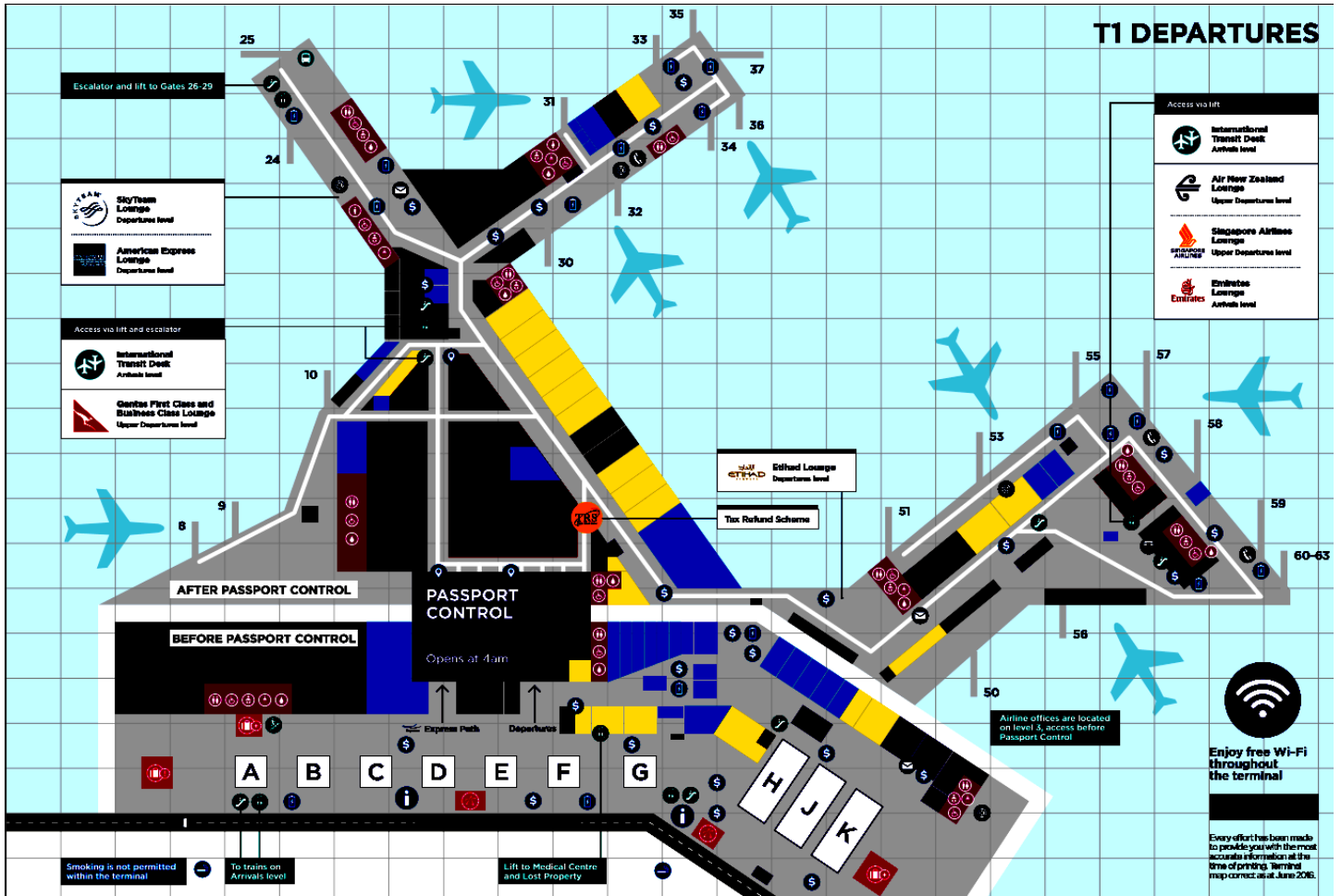
10:40 – Arrive Sydney Airport



Arrive at Gate 3. Go right directly down the concourse to the Gate 15 to get the transfer bus to the International Airport. A shuttle bus service is available to passengers that are travelling or have travelled on a Qantas flight (including codeshare flights) or oneworld flight. The shuttle buses operate every 10-20 minutes from 6am to 9.40pm AEST.

## 10:50 – Transfer from Domestic Terminal to International Terminal

On arrival at T1 proceed up the escalator, through immigration and security to your departure gate.



## 12:50 – International Flight from Sydney, Australia to Santiago, Chile

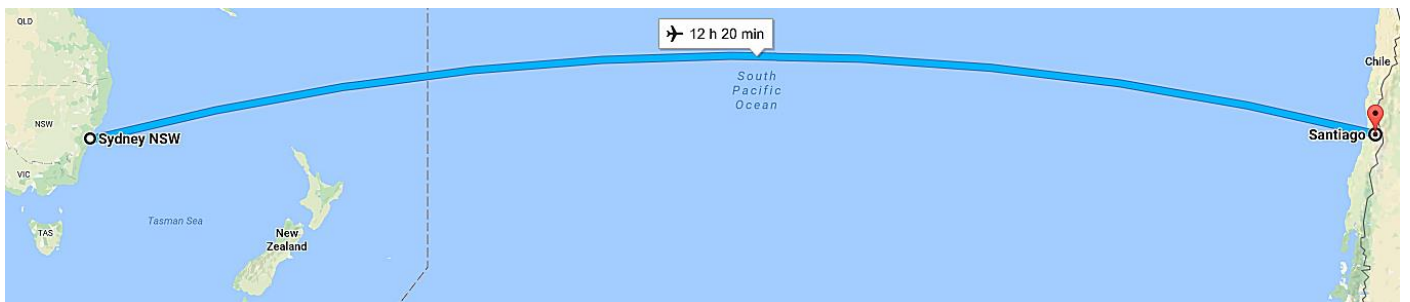
Airline: QANTAS

Flight Number: QF27

Seats: Mark – 8B, Alexa – 8A (Business Class, lower deck)

Reservation ID:

Flight Duration: 12h 20min



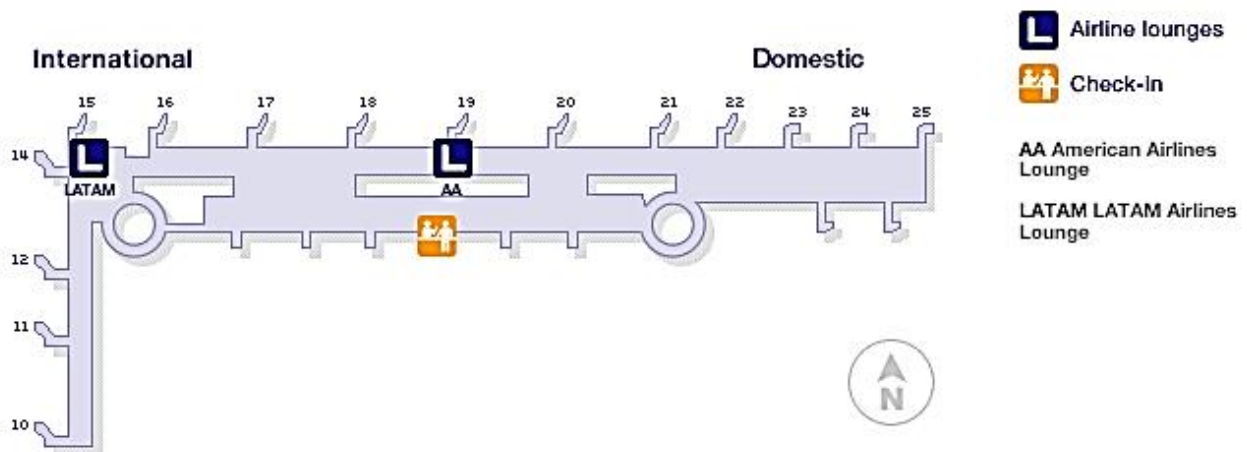
## Currency Import regulations

**Local currency (Chilean Peso-CLP) and foreign currencies: no restrictions. Amounts exceeding USD \$10,000.- must be declared.**

## Day 2 – Wednesday 11<sup>th</sup> January 2017

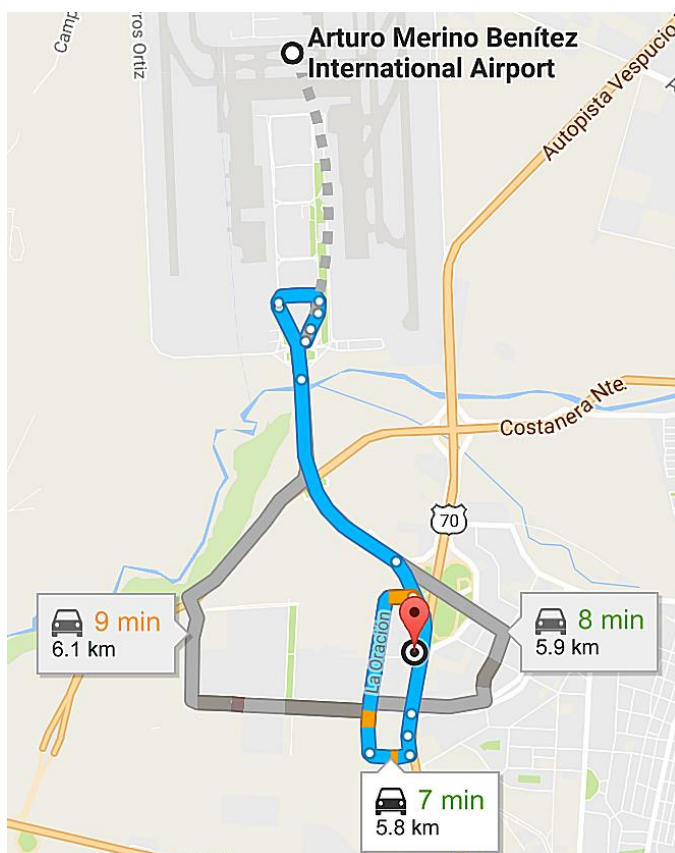
11:10 – Arrive Santiago Arturo Merino Benitez Airport, Santiago, Chile

### Santiago, Chile (SCL)



**Notes:** Australian Passport holders will need to pay a **Reciprocity Tax (US \$234 for two)** before going through the International Police security checkpoint, and then onto Immigration Control. **Use credit card, if possible, to conserve the USD notes.** Passengers must submit passport to International Police. International tourists are required to fill out a **Tourist Card** and hand in a copy of this document when leaving the country.

**Notes:** See **Transvip** company booth at Airport for **Free Shuttle Service** to the Hilton Garden Inn Santiago Airport Hotel. Book with the service desk for the return shuttle or taxi to the airport for tomorrow.



The **Hilton Garden Inn Hotel** in Santiago Airport is only a 20-minute drive from downtown Santiago de Chile, and is situated close to the Arauco Maipú Mall.

## 14:00 – Hilton Garden Inn Santiago Airport



Hotel: Hilton Garden Inn Santiago Airport

Address: Armando Cortinez Norte, 2150, 9031027

TEL: +56-2-29641000

Pin Code:

Balance to Pay: US\$135

Check in: 14:00

Booking Number:

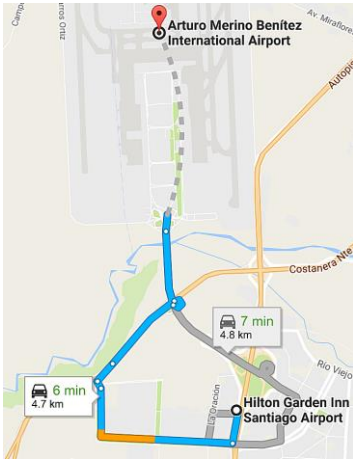
Enjoy **complimentary WiFi** in every guest room, as well as a 42-inch TV.

**May have to pay in US Dollars to get exemption from tax.**

**Notes:** Transvip shuttle back to the airport to be organised with the hotel, if possible, otherwise order taxi.

## Day 3 – Thursday 12<sup>th</sup> January 2017

### 7:15 – Travel to Airport



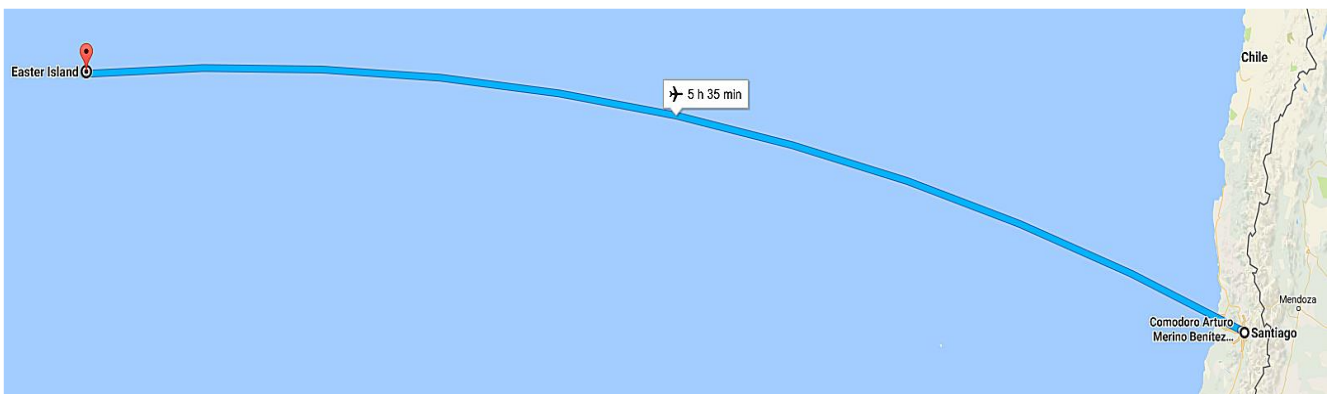
Shuttle/taxi from Hotel to Airport

### 09:25 – Flight from Santiago to Easter Island

Airline: LATAM Flight Number: 841

Booking Reference: Seat Allocations: Mark – 25C, Alexa – 25B

Flight Duration: 5h 35min



### 13:00 – Arrive Mataverí Airport Easter Island

Domestic arrival at airport.

**Notes:** Buy National Park Tickets at Mataveri Airport on arrival. CLP 30,000 – US\$60 per person.



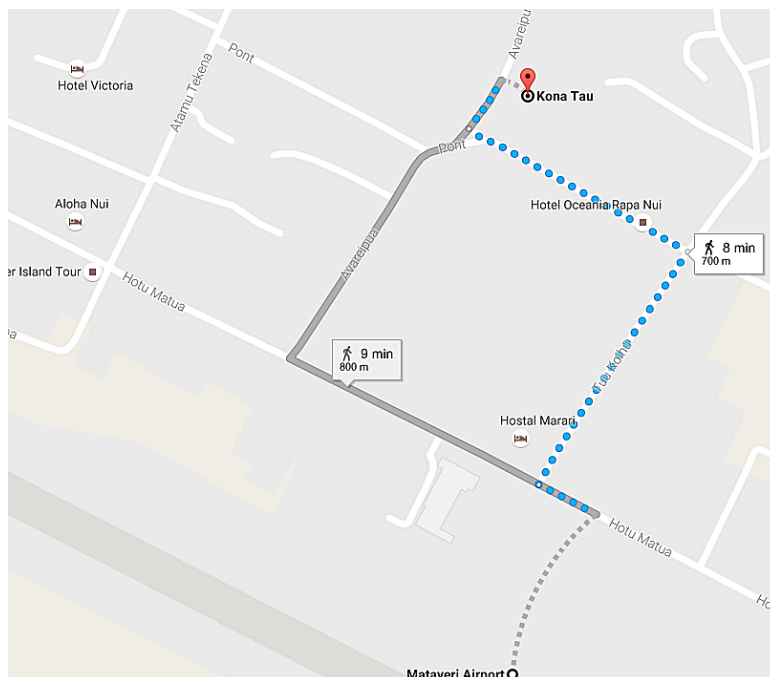
### 13:30 – Pick up car

Car “Jimmy” model car from **Rent A Car Oceanic** +560322100986 +560322100985 Atamu Tekena S/N Hanga Roa.  
Payment: 45,000 per day x 3 = 135,000 CLP (AUD\$262.28 approx) 📍

**Notes:** No car insurance – take pictures of car exterior before taking possession.

### 14:00 – Arrive Kona Tau Hostel

Hostel: Kona Tau 📍                      Address: Avaraipau  
Phone: +56-32-210321                      Email: konatau@entelchile.net  
Reference:                      Room: 1 x 2-person Private Room  
Number of Nights: 3                      Balance to Pay: 138000 CLP (\$203.28 USD)



## Day 4 – Friday 13<sup>th</sup> January

All Day Free on Easter Island

Travelling around Easter Island



## Day 5 – Saturday 14<sup>th</sup> January

All Day Free on Easter Island

Travelling around Easter Island

## Day 6 – Sunday 15<sup>th</sup> January

10:00 – Book out of Hostel

10:15 - Final trip around Island

Time to take some photos that may not have been possible due to previous weather conditions. Then have lunch in a café before going to airport.

Fill car with Fuel before heading to Airport.

13:20 – Arrive at Mataverí Airport

Return car at airport.

14:50 – Depart Mataverí Airport Easter Island

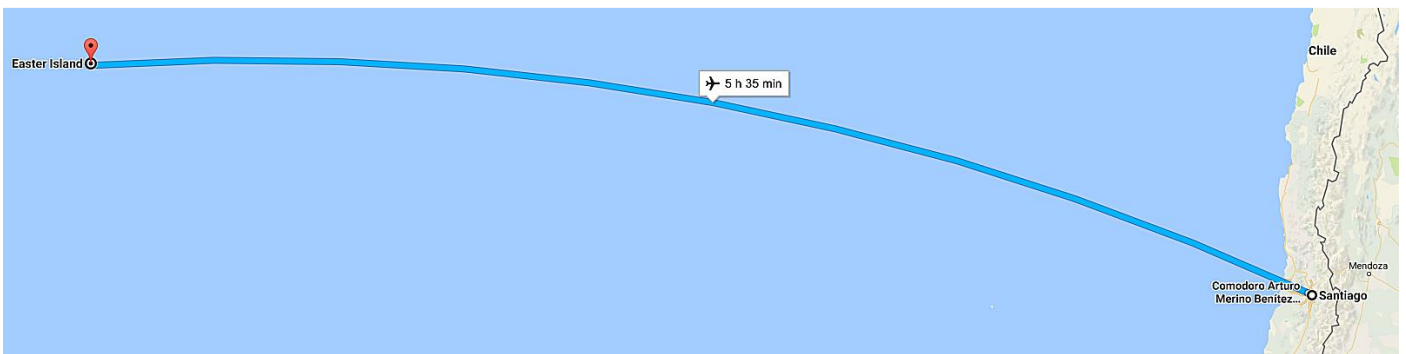
Airline: LATAM

Flight Number: 842

Booking Reference:

Seat Allocations: Mark – 33D, Alexa – 33F

Flight Duration: 4h 45min

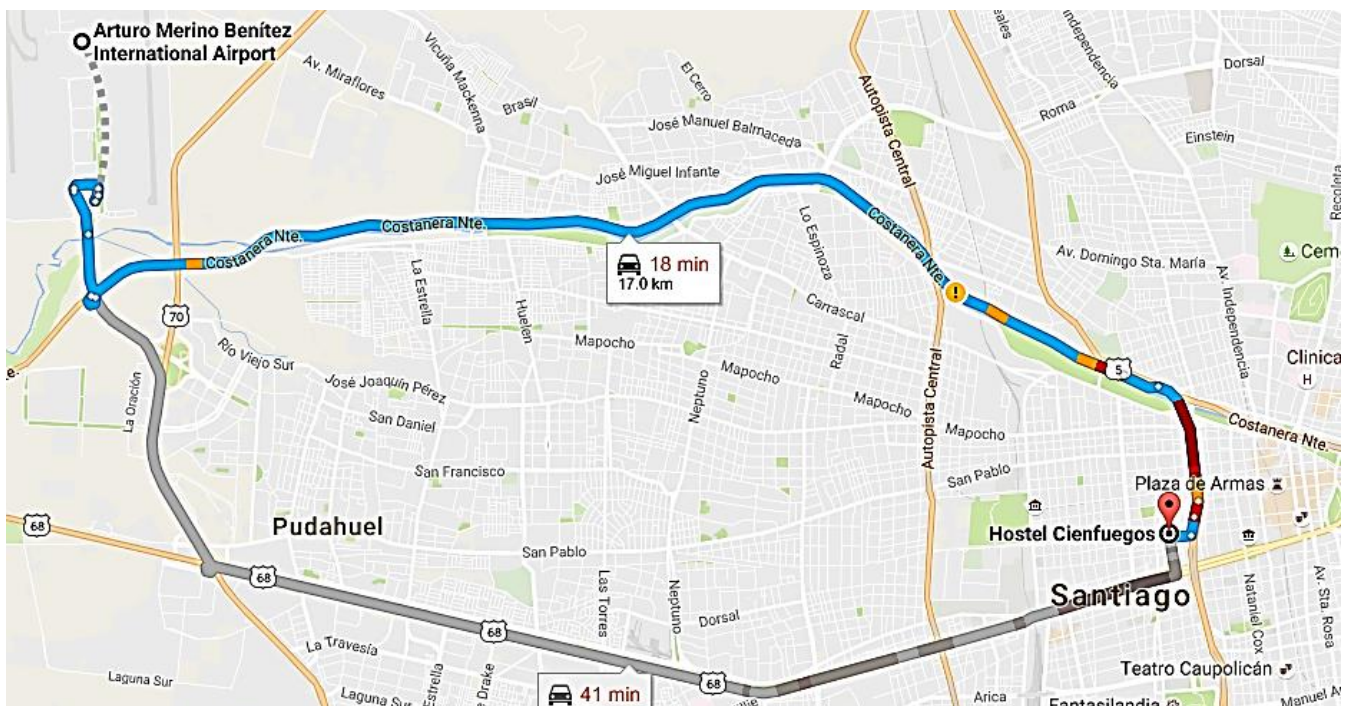


### Notes:

21:35 – Arrive Santiago Arturo Merino Benítez Airport, Santiago, Chile

Taxi/Shuttle to Hostel Cienfuegos.

22:30 – Arrive Hostel Cienfuegos





Hostel: Hostel Cienfuegos 📍  
 Address: Cienfuegos 151, Santiago Region Metropolitana  
 Phone: +56-22-6715832  
 Email: reservas@hostelling.cl  
 Reference:  
 Room: 1 x 2-person Private Room  
 Number of Nights: 3  
 Balance to Pay: 85,500 CLP

## Day 7 – Monday 16<sup>th</sup> January

All Day – Hop On Hop Off Bus

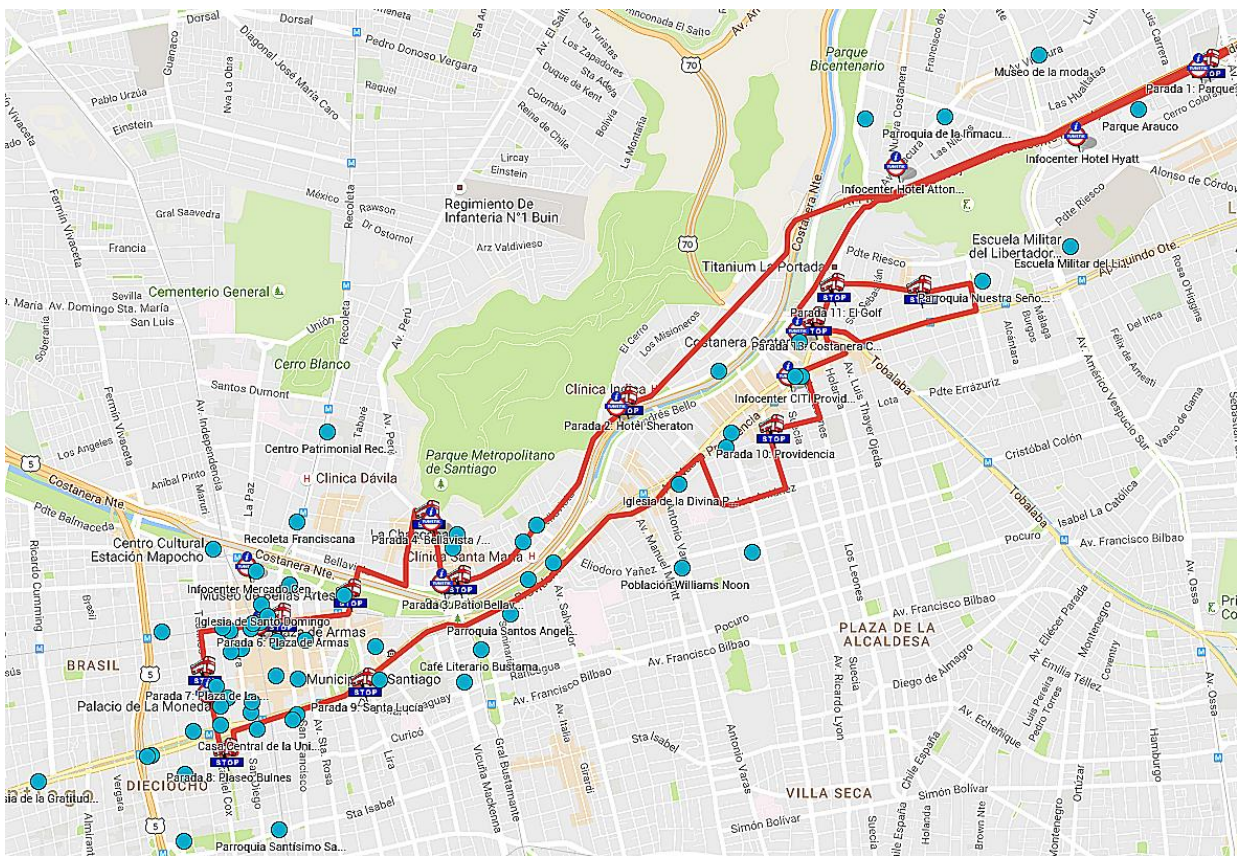
Santiago Hop On Hop Off Bus. Cost 39,600 CLP for two.

Start: 09:30

End: 18:00

Frequency: 30 minutes

Loop Time: 2 hours



**Notes:** Closest pickup point for the Hop On Hop Off Bus is likely to be Stop 8 (Bottom stop on the left of diagram). Approximately 1km from Hostel.

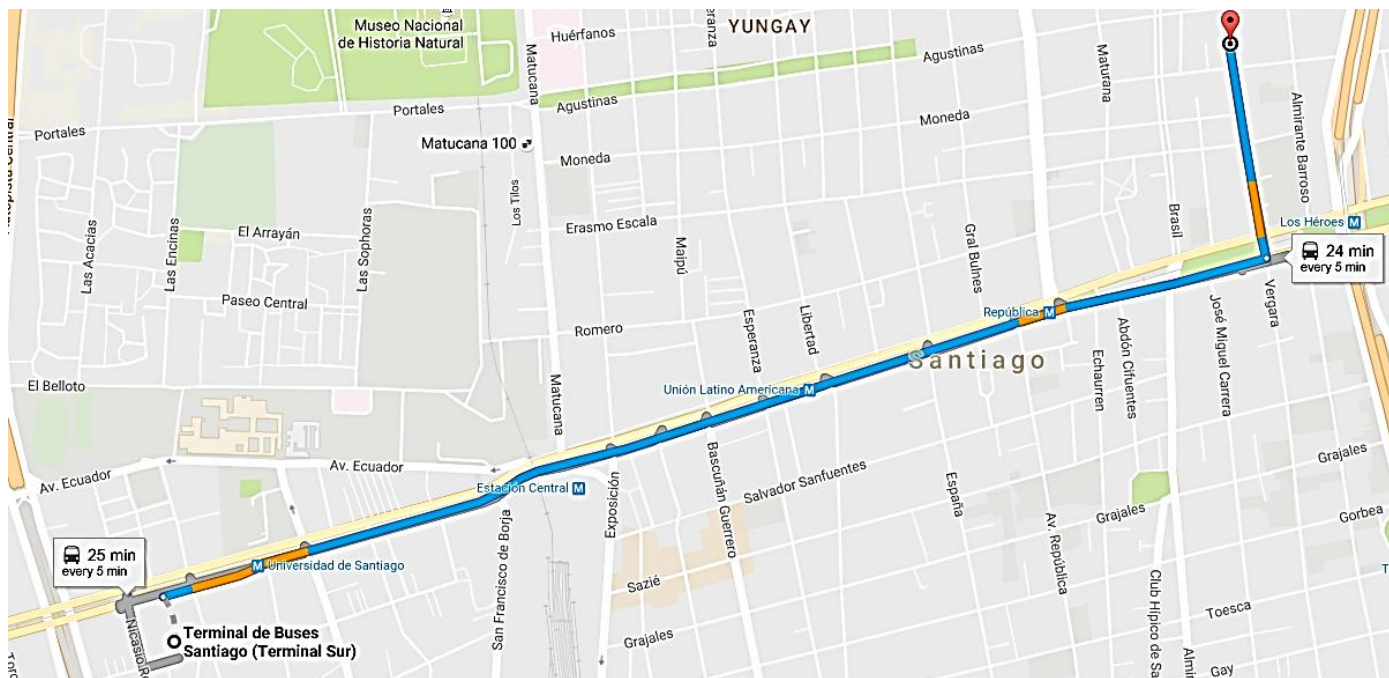
## Day 8 – Tuesday 17<sup>th</sup> January

08:00 – All Day Touring (TBD)

Either continue the Hop On Hop Off circuit if not finished yesterday, or find alternative from tourism bureau.

## Day 9 – Wednesday 18<sup>th</sup> January

06:45 – Check Out from Hostel



**Notes:** Taxi to Bus Station

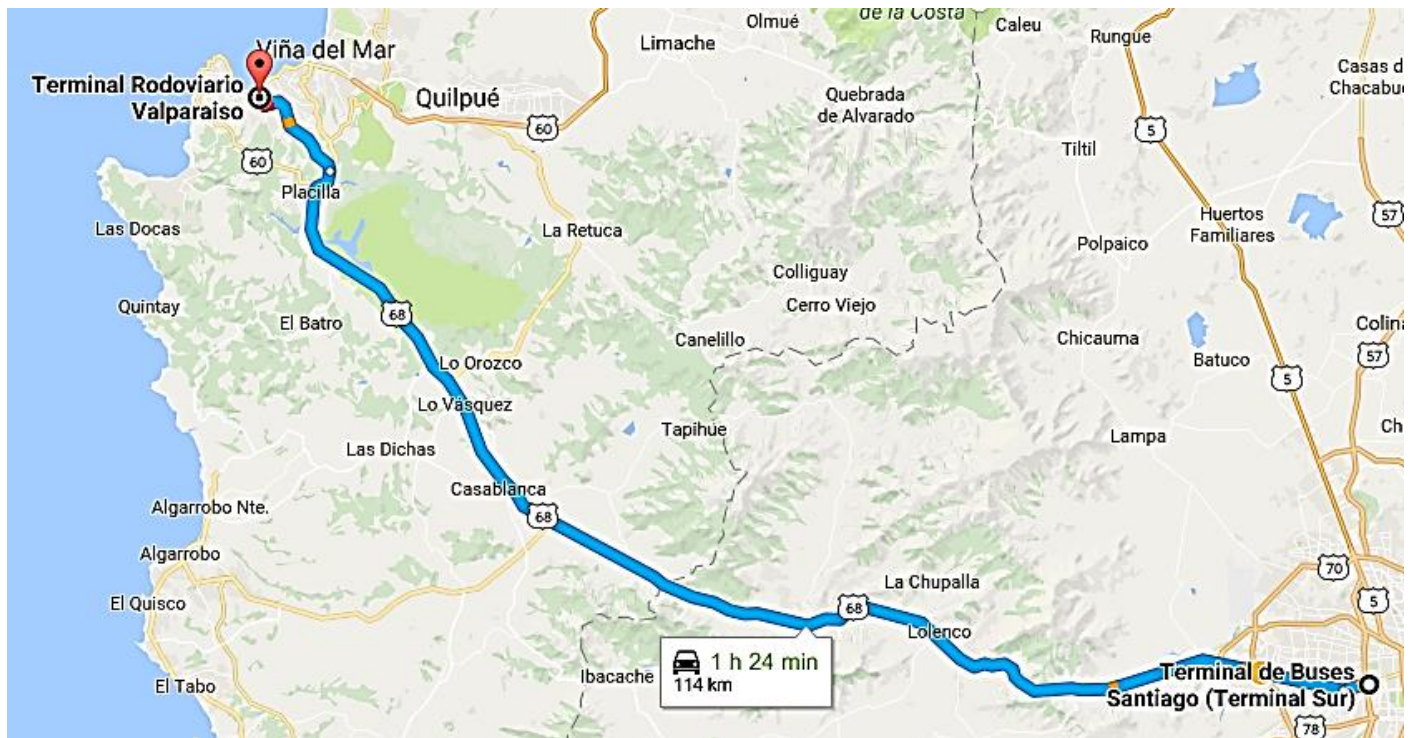


### 07:30 – Catch Bus to Valparaiso

Bus Line: TurBus

Duration: 1h 30mins

Cost: 5000 CLP for two (\$20 AUD approx.)

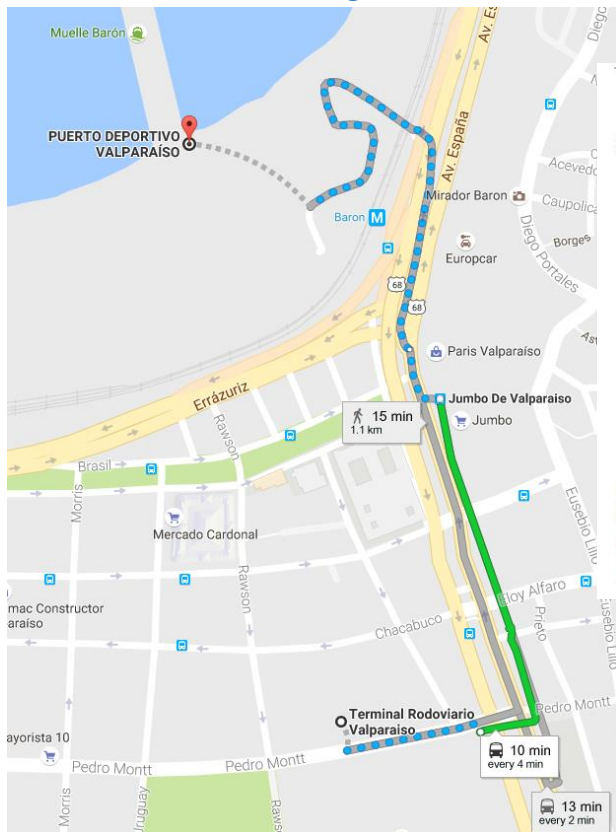


### 09:00 – Arrive Valparaiso Bus Terminal

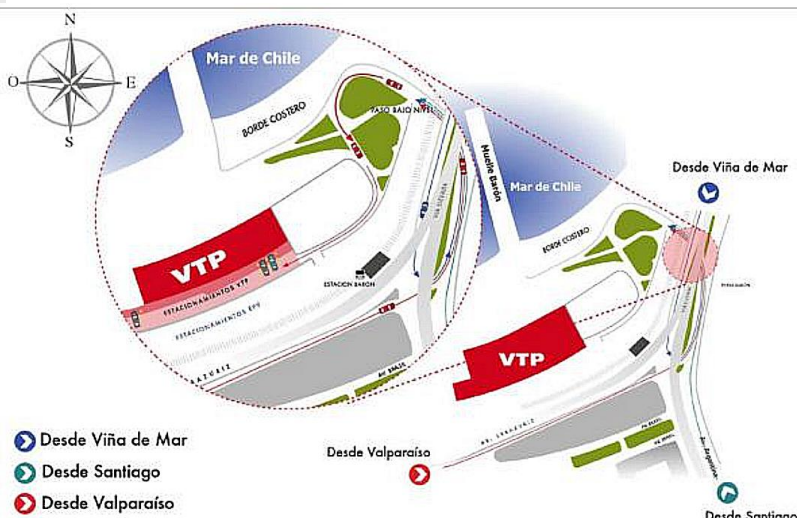
See if the luggage can be stored so we can walk around Valparaiso for a few hours, perhaps do the Tours4Tips at 10:00. If so, take a taxi to Plaza Sotomayor for tour at 10:00 for 3 hours.



## 14:00 – Travel to Passenger Terminal



### Notes: Taxi to Terminal



## Valparaíso Passenger Terminal (VTP)

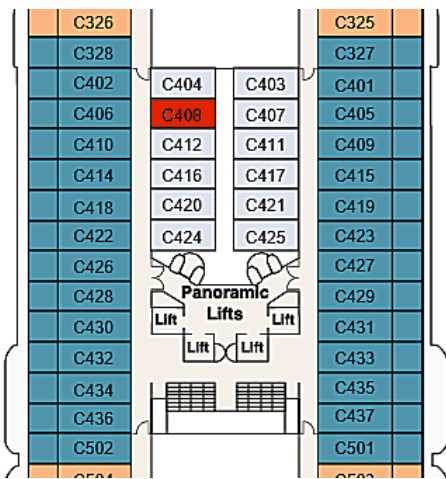
**Terminal VTP: Interiores Recintos Portuarios, Nudo Barón S/N, Valparaíso, Chile.**

The **VTP building in the Nudo Barón** sector is located about 7 to 10 minutes from the different berths of the cruise ships, and offers free shuttle buses every 5 minutes for passengers and crew during the stay.

VTP is the only authorized passage for embarking and disembarking of a cruise ship, since in its interior the national agencies that authorize the transit of passengers and crew work. A few steps from the Barón metro station and a supermarket, the terminal also has paid parking and authorized transportation service.

In addition, VTP has an information desk with bilingual staff, a cafeteria, internet service, gift shops, currency exchange office, money transfer abroad, among others.

15:00 – Cruise Progressive Check In Time



Company: Princess

Vessel: Crown Princess

Cruise Reference No:

Cabin No: C408

Gratuities: Pre-Paid

Internet Access (120 minutes): Pre-Paid

**Notes:** Boarding from 13:00, Departure at 18:00. As per discussions with travel agent/Princess representative, notify Princess at Check-In that we need to leave early (around 07:00) on the 1<sup>st</sup> February to catch flight at 08:45.

Currency Export regulations

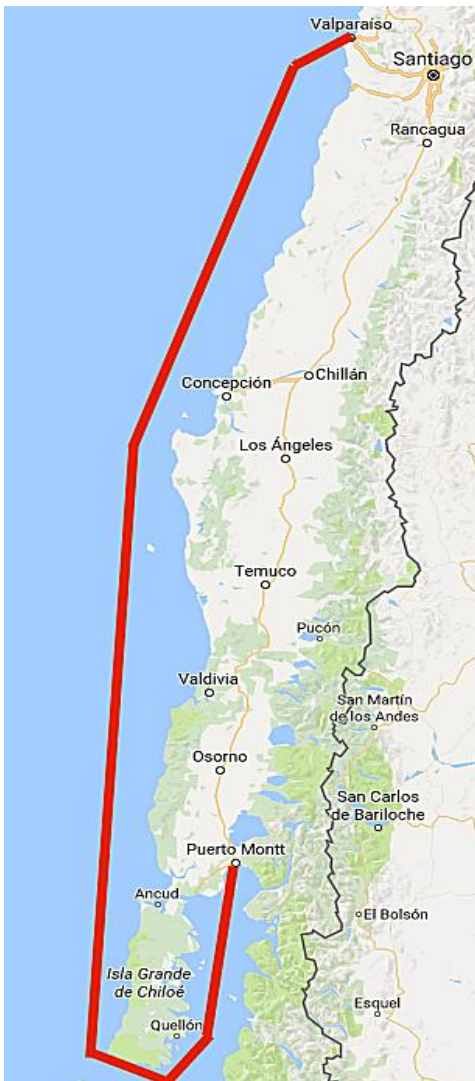
Local currency (Chilean Peso-CLP) and foreign currencies: no restrictions. Amounts exceeding USD \$10,000 - must be declared.

Horizon Court will be open on Lido (15) Deck throughout the day – take Aft Lift. Outrigger Bar / Horizon Terrace to the stern past Café Caribe for a view of the departure.

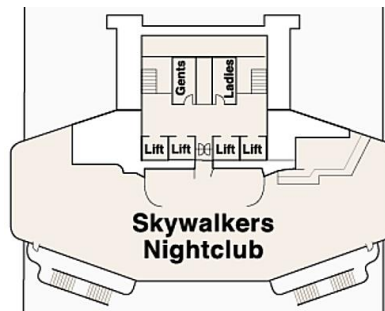
18:00 – Depart Valparaiso

Day 10 – Thursday 19<sup>th</sup> January

11:00 – Cruise Critic Meet & Greet



Cruise Critic Meet & Greet in Skywalkers Deck 18. Use the AFT elevator.



Day 11 – Friday 20<sup>th</sup> January

06:45 – Gather at Explorer’s Lounge, Deck 7

07:00 – Arrive Puerto Montt

Disembark by Tender

Tour Group: Puerto Montt Excursions

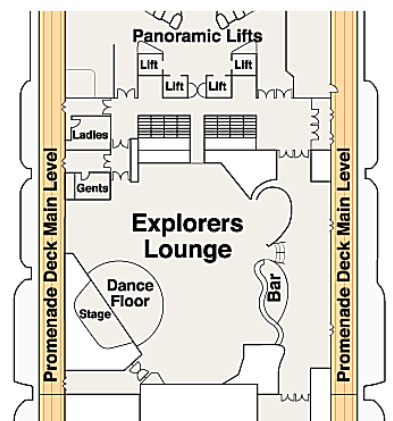
Tour: Vicente Perez Rosales

National Park tour

Pick up: 09:00

Duration:

Meeting Point: At The Pier, Inside Of



The Port Identifying Sign: "Ruth Chait"

Balance owing: \$130 USD (Estimated). No deposit, Payment on day in Chilean Pesos or USD.



18:00 – Depart Puerto Montt

Embark by Tender

Day 12 – Saturday 21st January

All Day – At Sea

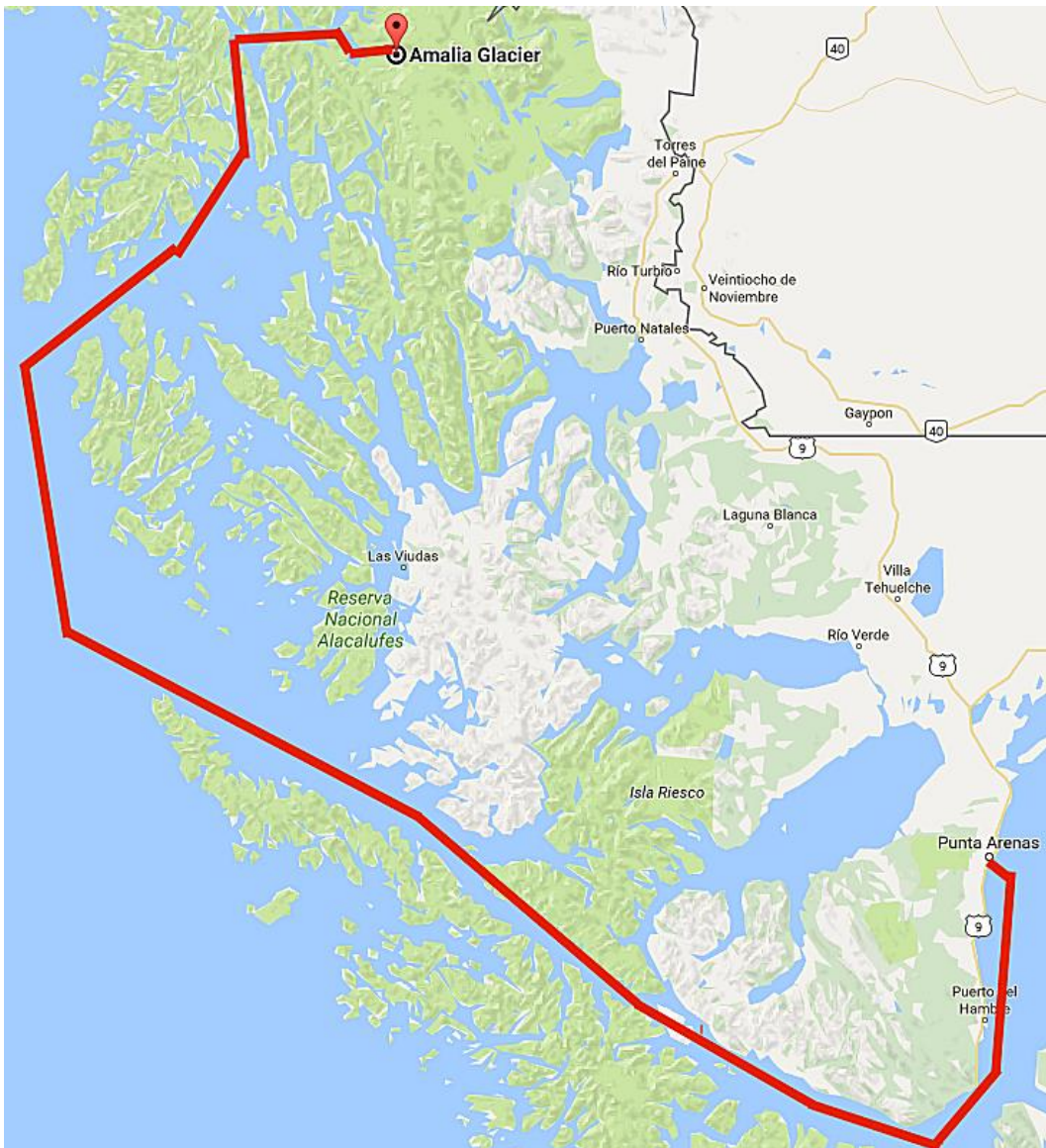

Day 13 – Sunday 22<sup>nd</sup> January

07:00 – Cruising Amalia Glacier

Duration: 1 hour

08:00 – Depart Amalia Glacier







## Day 14 – Monday 23<sup>rd</sup> January

07:00 – Arrive Punta Arenas

Tender Required.

Tour Group: TOUR GUIDE USHUAIA

Tour: City Tour + Fuerte Bulnes + Cemetery

Pick up: 08:00

Duration: 6h 00mins

Meeting Point: Port Exit

Identifying Sign: “Mark Little”

Deposit Paid: USD \$40

Balance owing: USD \$164

**Notes:** *Paypal receipt must be presented and tour must be paid for in US dollars only*



19:00 – Depart Punta Arenas

## Day 15 – Tuesday 24<sup>th</sup> January

12:00 – Meet at Explorer’s Lounge, Deck 7

Gather for the tour.

12:00 – Arrive Ushuaia

12:20 – Tour Start

**Persons:** 14 people (up to now)

**Guide:** GABRIEL

**Tour:** Option Number 1 (N. PARK 4 hours) 🗨️

**Pick up time:** 12.20 p.m

**Meeting point:** PORT EXIT (passing through the second gate, it is marked with a red circle in the picture attached below). The guide will have a sign to welcome your group with “RUTH CHAIT #1” written on it.



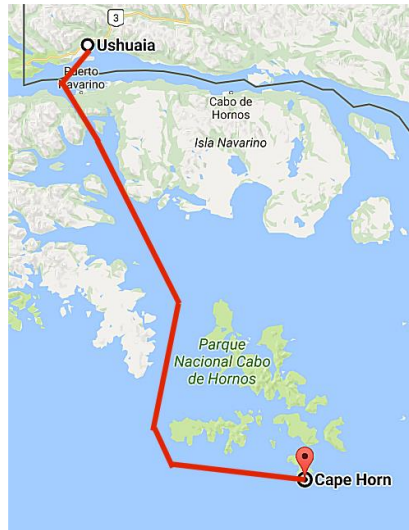
	NAMES LIST	CABIN #	PRE-PAYMENT	DEPOSIT DATE
2				
2				
2				
2				
2				
2				
2				
2				
3				

TOTAL 17

\*\*\*In case of emergency: Edgar ( +54 9 2901 51 24 11 )

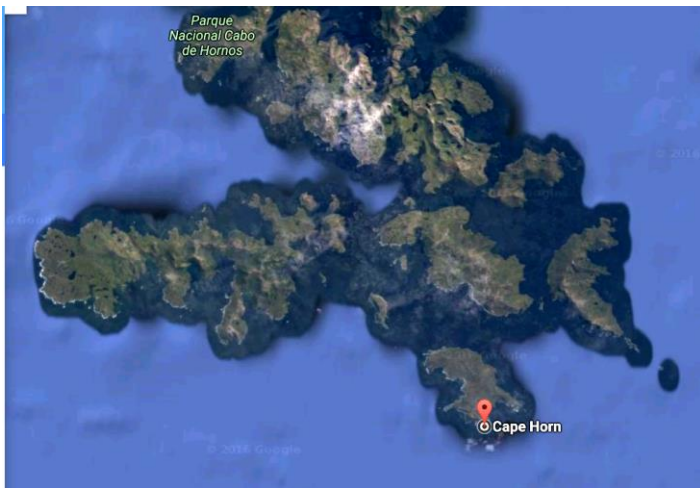
National Park ( 4 hours )			
QTY	PRE-PAYMENT per person	BALANCE per person	TOTAL RATES per person
+17 pax	USD 20	USD 65	USD 85

20:00 – Depart Ushuaia

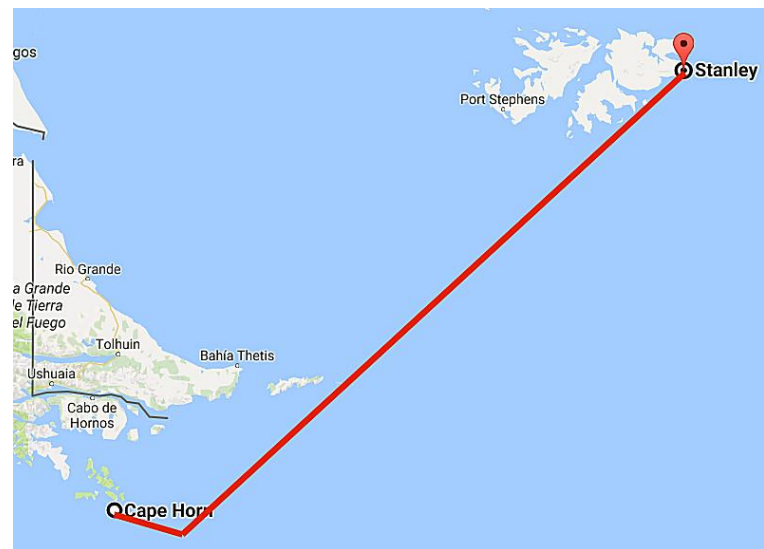


Day 16 – Wednesday 25<sup>th</sup> January

08:00 – Cape Horn Science Cruising



09:00 – Depart Cape Horn

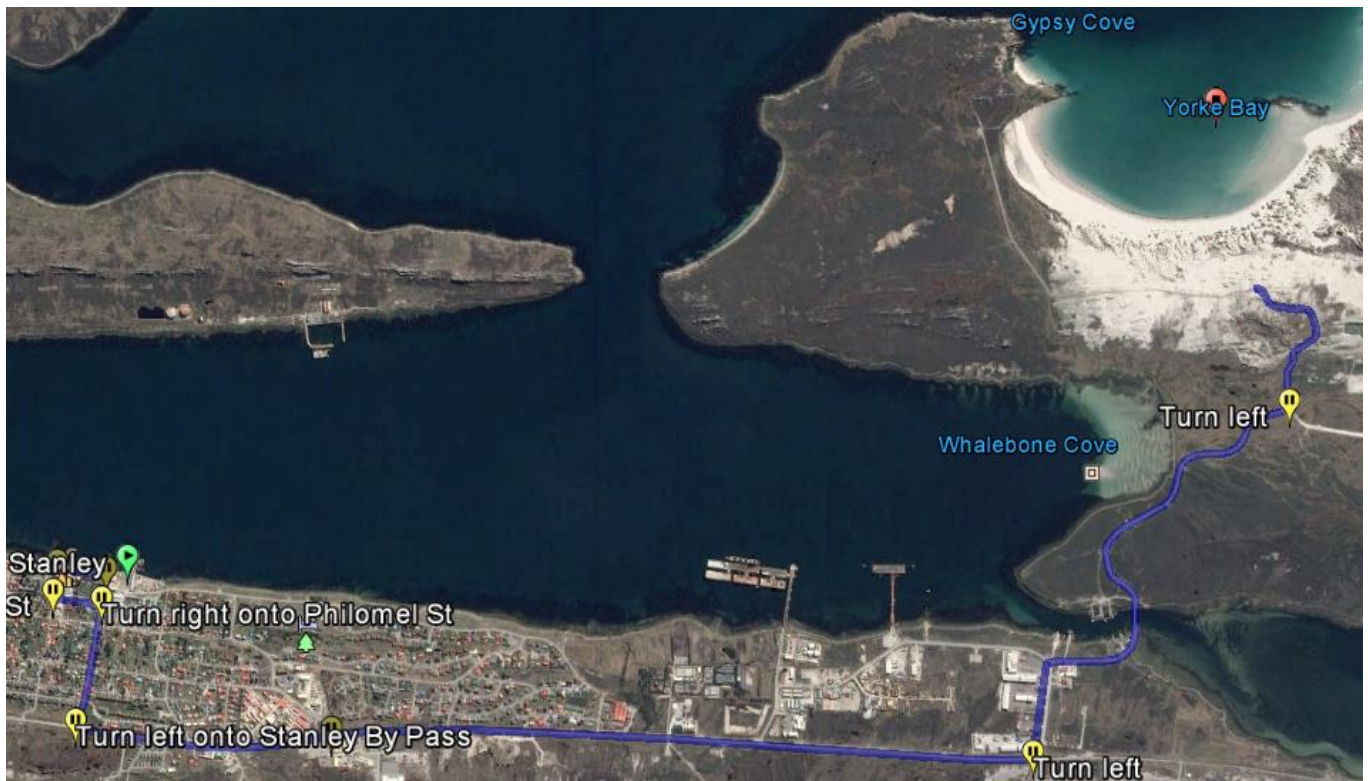


## Day 17 – Thursday 26<sup>th</sup> January

08:00 – Arrive Falkland Islands

Tender Required.

Gypsy Cove shuttle bus runs every 15-20 minutes. See Penguin Travel representative on the jetty selling tickets for \$20 per person.



18:30 – Depart Falkland Islands

## Day 18 – Friday 27<sup>th</sup> January

All Day – At Sea



## Day 19 – Saturday 28<sup>th</sup> January

07:00 – Arrive Puerto Madryn

08:00 – Valdes Peninsula Tour

Tour Leader: John Potts (group of 6 people) 🗣️

Pax : 2 people

Tour- **OPT# 2** (Peninsula de Valdes – 8 hrs)

Meeting point: \*\*\*\*\***NEXT TO THE SHIP**\*\*\*\*\*



\*\*\*We suggest to designate a meeting point on the ship and disembark altogether as a group before meeting your guide at the port exit.\*\*\*

Your guide will have a sign to welcome your group with “**JOHN POTTS**” written on it.

Pre-payment: \$(40+156) USD

Balance: \$156 USD – Provide correct amount in USD notes as large as possible.

17:00 – Depart Puerto Madryn

## Day 20 – Sunday 29<sup>th</sup> January


All Day – At Sea



## Day 21 – Monday 30<sup>th</sup> January

### 08:00 – Arrive Montevideo

Travel to the tour meeting point : puerta del Museo del Carnaval sobre Rambla Portuaria (gate of the Carnival Museum, on Rambla (coast avenue) Franklin D. Roosevelt ). [This image doesn't match the Google Earth street names, but matches the placemark provided]



### 08:50 – Half Day Tour

Tour: Montevideo City Tour 🗺️

Please allow for a 30-minute waiting time for pick-up. If after this time the transfer hasn't arrived, please call our emergency numbers listed on your voucher.

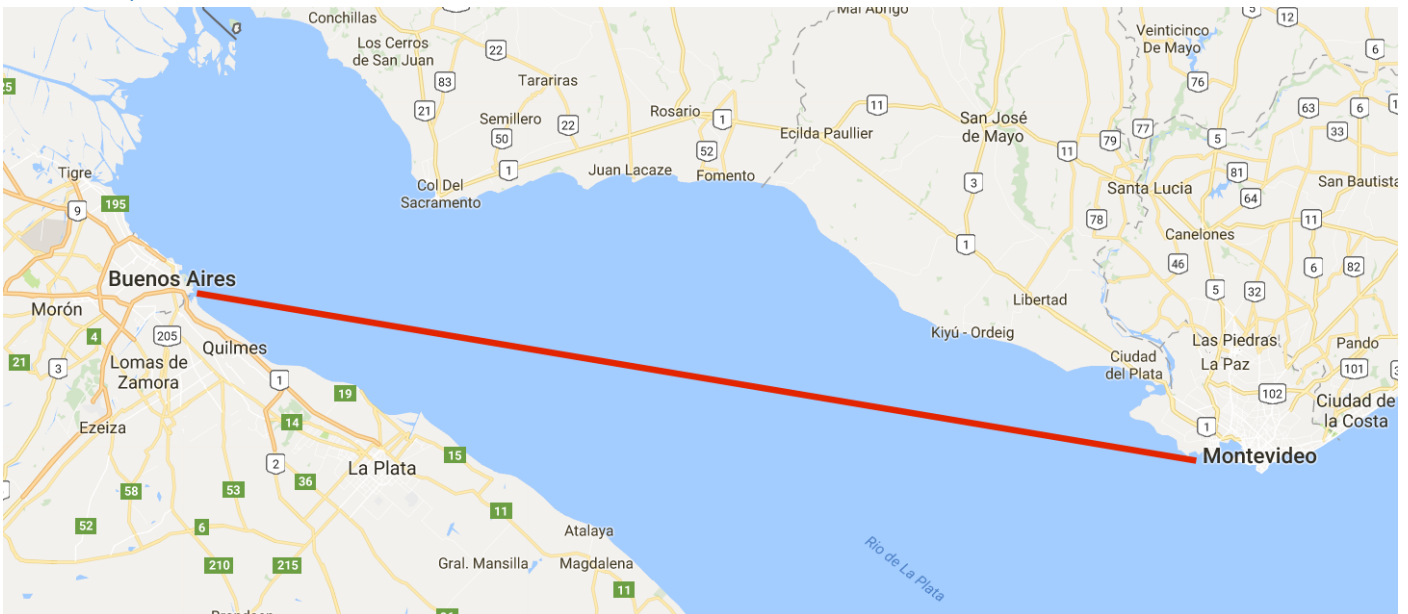
### 13:30 – End of Tour

Travel back to the ship. Time available: 2.5 hours.

### 16:00 – Return to Ship

Return to the ship by now to ensure that we can embark.

### 17:00 Depart Montevideo



## Day 22 – Tuesday 31<sup>st</sup> January

### Currency Import Regulations

Local currency (Argentine Peso-ARS) and foreign currencies: no restrictions. However, amounts exceeding USD \$10,000.- (or equivalent) must be declared. Gold must be declared.

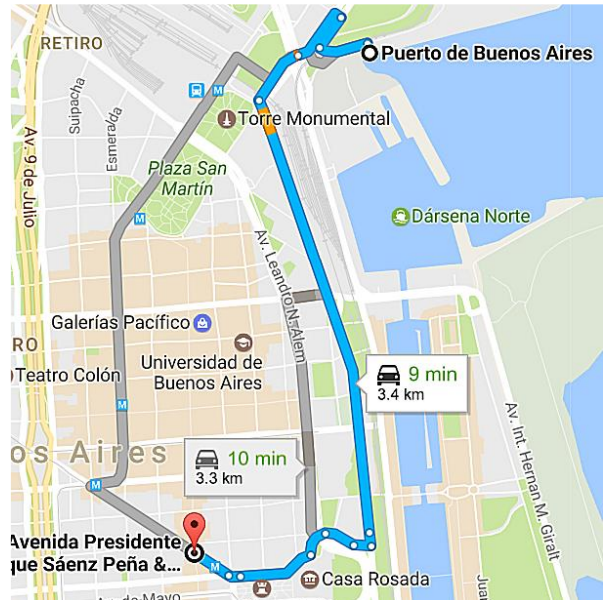
### 08:00 – Arrive Buenos Aires

**Notes:** Arrange to disembark early tomorrow to get to the airport on time. Arrange taxi or private transfer for tomorrow morning, or find where the taxi rank is near wharf.

### All Day – Hop On Hop Off Bus

Catch a taxi to station 0 to start.

- Company: bsas4u – “Buenos Aires Bus” Double Decker.
- **First departure: 09:00 am.**
- **Last departure: 17:40 pm.**
- Buses every 20 mins.
- Complete bus circuit (without stops) approx. 3.5 hours.
- Voucher:



0: FLORIDA | Av. Pres. Roque Saenz Peña and Florida.

2: CONGRESO NACIONAL | Av. Rivadavia and Rincón.

4: DEFENSA | Av. Belgrano and Defensa.

6: USINA DE LAS IDEAS | Caffarena 50.

8: BAR EL ESTAÑO 1880 | Hernandarias and Aristóbulo del Valle.

10: MADERO ESTE | Julieta Lanteri and Rosario Vera Peñaloza.

12: PUERTO | Juana Manso and Cecilia Grierson.

14: PLAZA SAN MARTÍN | Florida 1000 between Pasaje Kavanagh and Ricardo Rojas.

16: ALCORTA / MALBA | Salguaro and Martín Coronado.

1: AVENIDA DE MAYO | Av. De Mayo and Piedras.

3: CENTRO COMERCIAL MONTSERRAT | San José between México and Venezuela.

5: SAN TELMO | Av. Paseo Colón between Pasaje Giuffra and Av. Independencia.

7: ESTADIO BOCA JRS | Brandsen 805.

9: CAMINITO | Av. Pedro de Mendoza between Palos and Martín Rodríguez.

11: PUERTO MADERO | Juana Manso and Macacha Güemes.

13: GALERÍAS | Av. Córdoba between Reconquista and San Martín.

15: FLORALIS GENERICA | Av. Figueroa Alcorta 2263.

17: PLANETARIO | Belisario Roldan and Av. Sarmiento.

18: PALERMO ROSEDAL | Av. Del Libertador and Av. Infanta Isabel.

20: MUSEO LARRETA | Av. Juramento between Vuelta de Obligado and Cuba.

22: JARDÍN ZOOLOGICO | Av. Del Libertador and Av. Sarmiento.

24: RECOLETA | Av. Del Libertador and Av. Pueyrredón.

0: FINAL STOP | Av. Pres Roque Saenz Peña and Florida.

19: BARRIO CHINO (China Town) | Juramento and 11 de Septiembre.

21: LAS CAÑITAS | Av. Federico Lacroze and Migueletes.

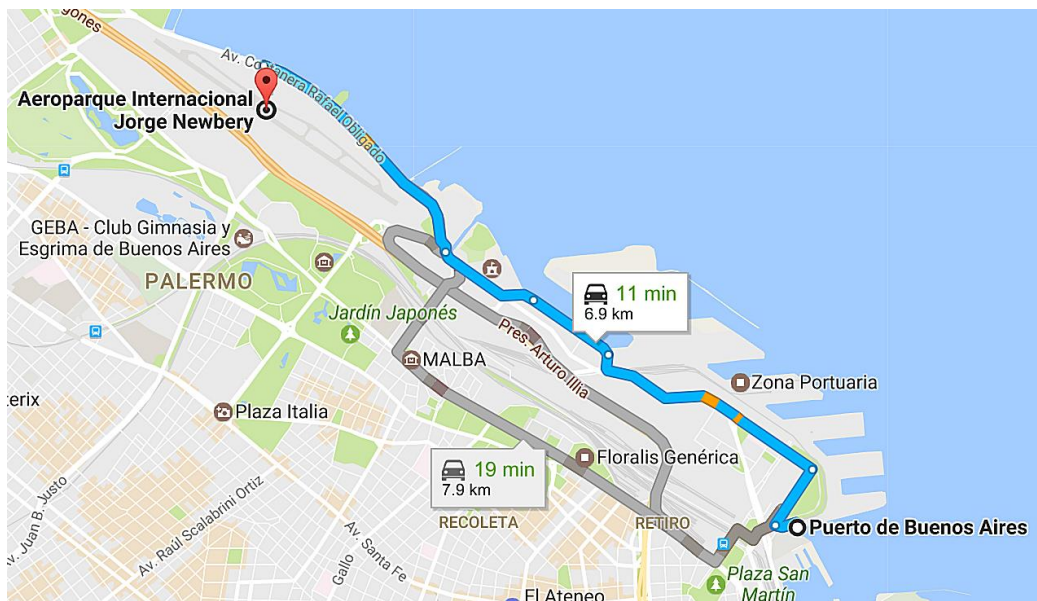
23: BELLAS ARTES | Av. Del Libertador and Av. Pueyrredon.

25: TEATRO COLÓN | Cerrito Viamonte.

## Day 23 – Wednesday 1<sup>st</sup> February

07:15 – Disembark Ship (Cruise End)

Travel to Jorge Newberry Airport.





08:45 – Flight to Salta from J. Newberry Airport

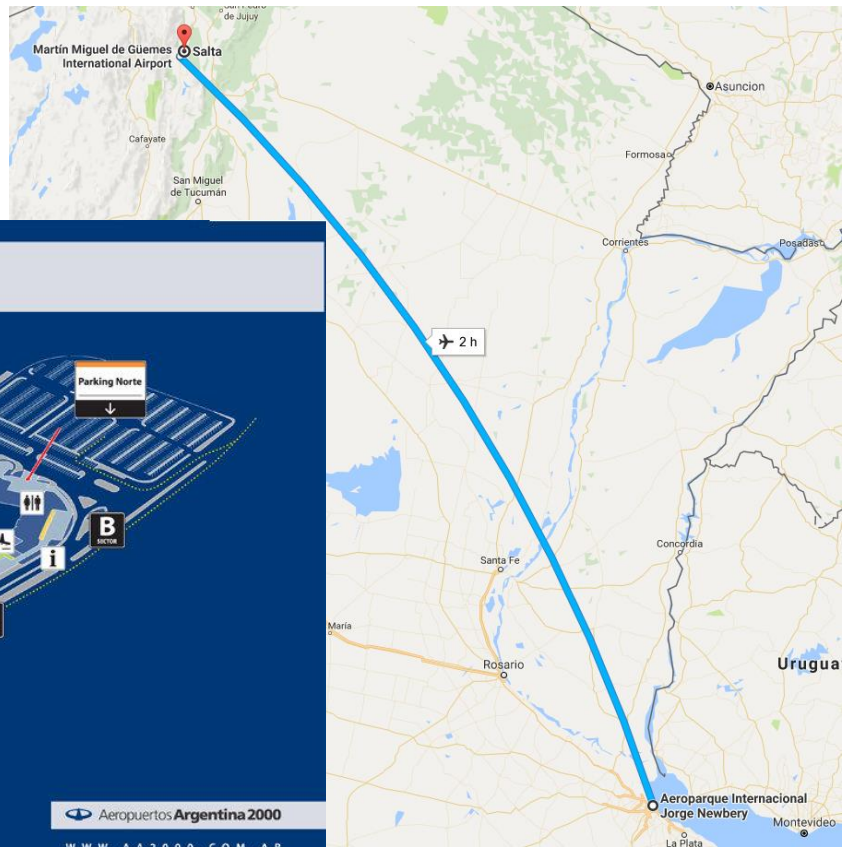
Airline: LATAM

Flight Number: LA 4110

Booking Reference:

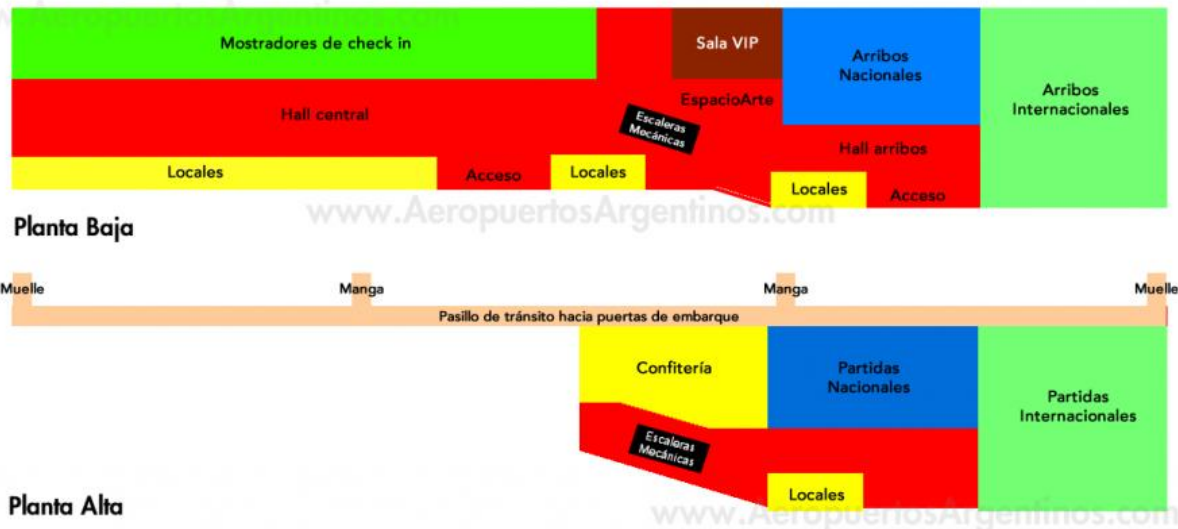
Seat Allocations: Mark – 17K, Alexa – 17L

Flight Duration: 2h 20min



11:05 – Arrive Salta Airport

Aeropuerto Internacional "Martín Miguel de Güemes" de la ciudad de Salta SLA/SASA



11:30 – Pick up Hire Car

Hire Company: SIXT, Salta Airport

Car Category: Economy, Opel Corsa or similar, 1 x additional driver, & GPS

e-Voucher:

Confirmation No

Phone: +54 93875092772 / 1148152223

Amount Owing: USD \$216.54

### 12:00 – Travel to Accommodation – Osma

Distance: 48km.

Time: 50 minutes

Place: Osma 📍

Host: Samuel Arlettaz

Phone: +54 387 458 4390

Company: Airbnb

Location: Finca Serenidad

GPS Coordinates: S 25° 11.497' W 65° 29.614'

Paid: AUD \$86

Duration: 3 nights

Receipt No:

Balance: \$0

### 13:00 – Check in at Accommodation



### Day 24 – Thursday 2<sup>nd</sup> February

All Day – Sightseeing by Car

### Day 25 – Friday, 3<sup>rd</sup> February

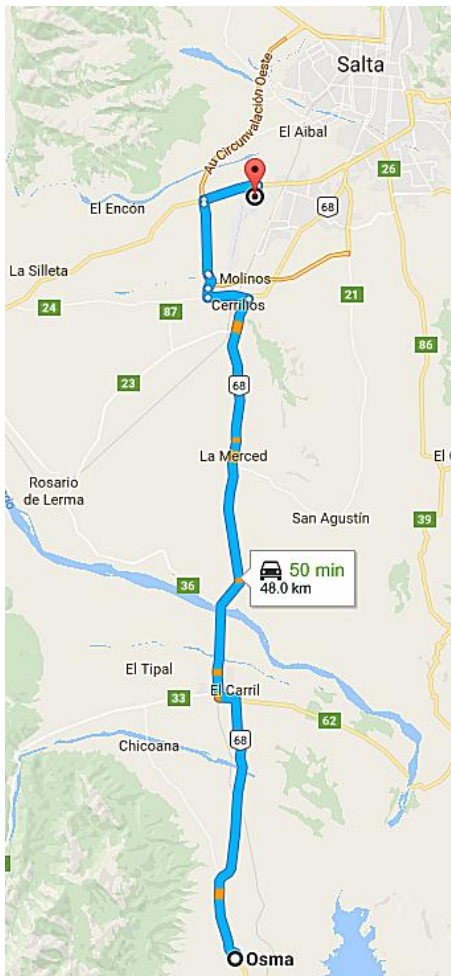
All Day – Sightseeing by Car

When there is Internet access, send email to Hostel Tupiniquim (see page 39 for email address) confirming visit so they can organise the transfer.



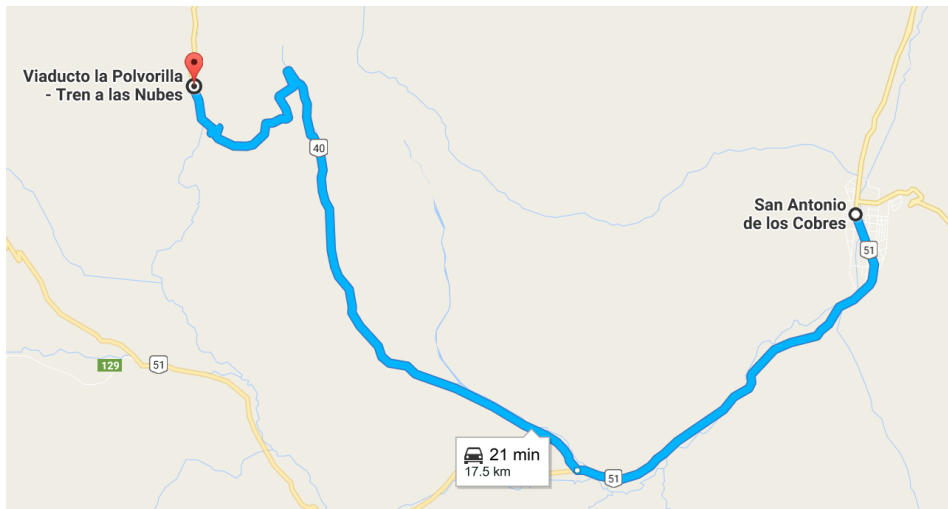
## Day 26 – Saturday 4<sup>th</sup> February

06:30 – Book out of Accommodation



Depart the accommodation and travel to airport. After getting to airport, go to the train station, and time the travel time.

***If the time to the station exceeds 3 hours, do not take the train, just go to the bridge and then back to Salta.***



The train ticket sales close is 11:45am and the train returns at 14:00.

Deadline is to be at the airport by 17:15 at the very latest, so departure from car park must be no later than 14:15 with a travel time of **3 hours max including refuelling.**

17:15 – Return Car at Airport

Don't forget to fill with petrol before returning.

18:15 – Depart for Iguazu Falls

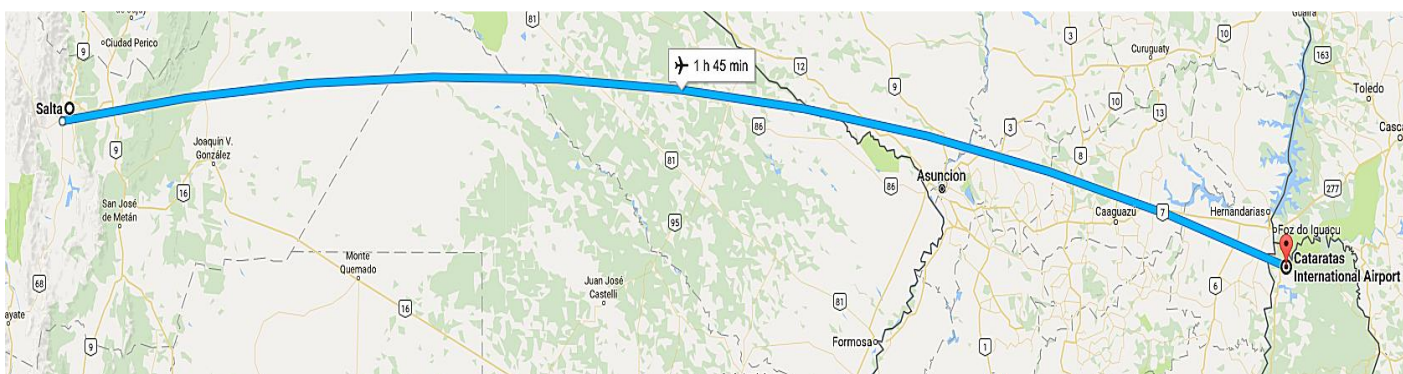
Airline: Aerolineas Argentinas

Flight Number: AR 2812

Booking Reference:

Seat Allocations: Mark - , Alexa -

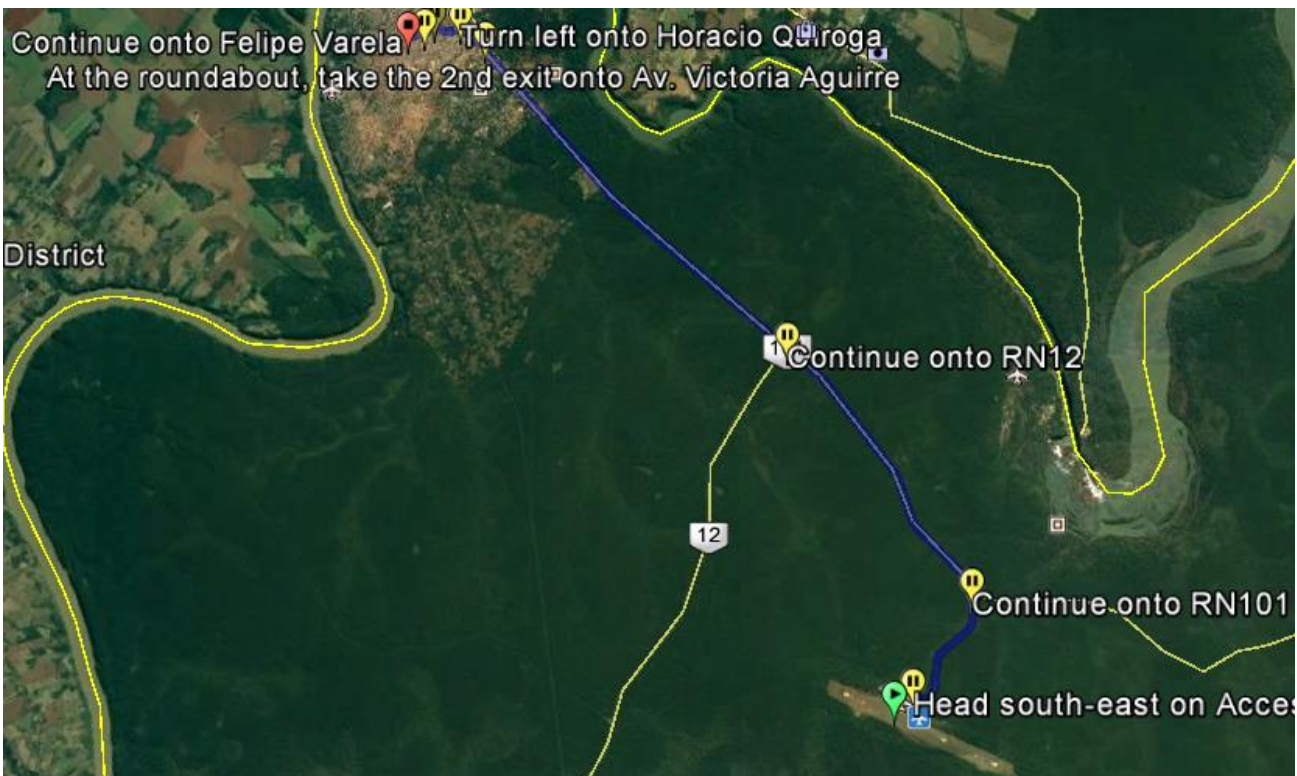
Flight Duration: 1h 45min



20:40 – Arrive Iguazu Falls

Get Taxi into town. Felipe Varela 135, Puerto Iguazu, Misiones N3370

Agree price or metered taxi. Distance: 20km. Time: 30 minutes



Host: Pato Y Gabi  
Phone: +54 3757 54 4650  
Company: Airbnb  
Felipe Varela 135, Puerto Iguazu, Misiones N3370  
GPS Coordinates: S 25° 36.562' W 54° 34.503'  
Paid: AUD \$198  
Duration: 3 nights  
Receipt No  
Balance: \$0

## Day 27 – Sunday 5<sup>th</sup> February

### All Day – Iguazu Falls, Argentina




To see the entire area, one must plan a full day in the Argentinean park, which is open daily from 8:00 a.m. to 6:00 p.m.

In Puerto Iguassu information is available at the Information Bureau located at 396 Victoria Aguirre Street (open daily from 8:00 a.m. to 8:00 p.m.); phone: 420800. There is also an information booth at the local bus station.

300 meters from the Interpretation Area is the central train station. Just before it, on the right there is an area called Green Path - Sendero Verde. From this area, it is possible to reach the Upper Circuit - Circuito Superior and the Lower Circuit - Circuito Inferior on foot. The first train to the Upper Circuit (Circuito Superior) and the Lower Circuit (Circuito Inferior) departs at 8:30 a.m. from the one on the left every 30 minutes. When you reach the Lower and Upper train station (Estación Cataratas) get the Devil's Throat - Garganta del Diablo train which departs every 30 minutes. To San Martin Island last ferryboat departs at 3:15 p.m., from the Lower Circuit and during 80% of the year the island is closed. For one that likes to walk there is the Sendero del Macuco - Macuco Trail. It is a 7 km return walking trail in the forest. It is open until 3:30 p.m. For this trail one need to come back on the next day.

## Day 28 – Monday 6<sup>th</sup> February

### All Day – Iguazu Falls, Brazil



0800 451516 Info by phone (also free from 7:00 a.m. to 11:00 p.m.)

There are 4 information bureaus in Iguassu Falls, Brazil:

- at the interstate bus station (Rodoviaria) open daily from 6:30 a.m. to 6:00 p.m.;
- at the airport, open daily from 8:30 a.m. to 8:00 p.m.;
- at the local city bus station TTU, 1,385 Av. Juscelino Kubitschek (info about the local buses), open daily from 7:30 a.m. to 6:00 p.m,
- the main Iguassu Falls Tourism Bureau (Secretaria de Turismo) is located on the 2.330 Avenida das Cataratas on the way

to Iguassu Falls and is open from 7:00 a.m. to 11:00 p.m. and also on weekends. Phone 0800 451516 (toll-free if you are in Brazil).

Park open daily from 09:00 a.m. to 05:00 p.m.

To visit the falls, you need to take the Parque Nacional bus (number 120) it costs R\$ 3.20 and you pay it in the bus.

Upon arriving at the National Park bus stop, enter the new visitor's center. Tickets are R\$ 58,00 each for adults.

Puerto Iguazu Argentina	Parque Nacional Iguassu Brazil	Cataratas Brazil	Every 60mi to Falls (1st) 8:00 a.m., to return last at 7:00 p.m.	Crucero del Nord P\$ 65,00	Terminal Bus Station Puerto Iguazu, Av. Cordoba, Av. Victoria Aguirre, Ruta 12
----------------------------	-----------------------------------	---------------------	---------------------------------------------------------------------------	----------------------------------	--------------------------------------------------------------------------------------------

## Day 29 – Tuesday 7<sup>th</sup> February

### Currency Export Regulations

Local currency (Argentine Peso-ARS) and foreign currencies: prohibited unless exportation is made through authorized financial and foreign exchange entities, for amounts above:

-USD \$10,000 - (or equivalent)

### Morning – Start Altitude Tablets

Start taking altitude tables.

### 09:00 – Travel to Brazil Airport

Book taxi or private hire car to take from accommodation to the Brazilian airport from accommodation.

### 13:24 – Depart for Rio De Janeiro

Airline: LATAM

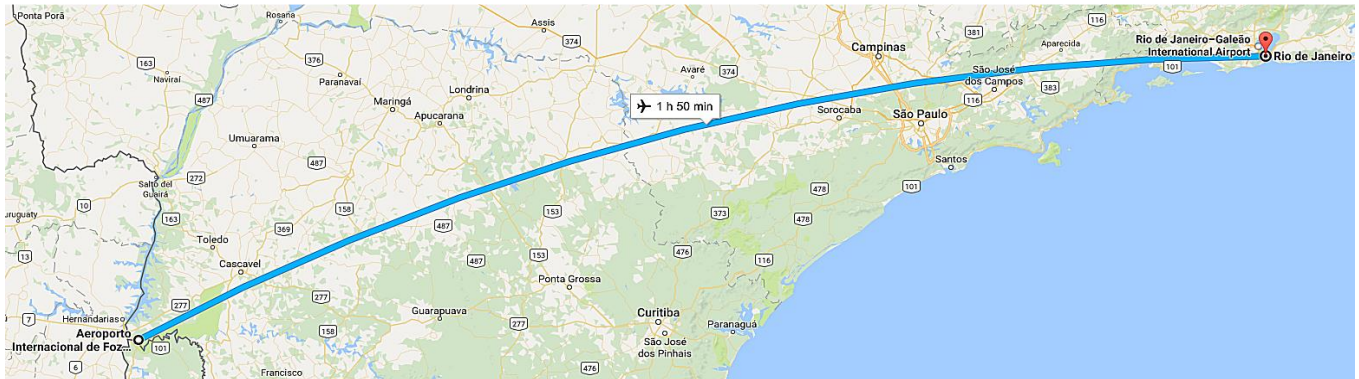
Operated by:

Flight Number: JJ 3816


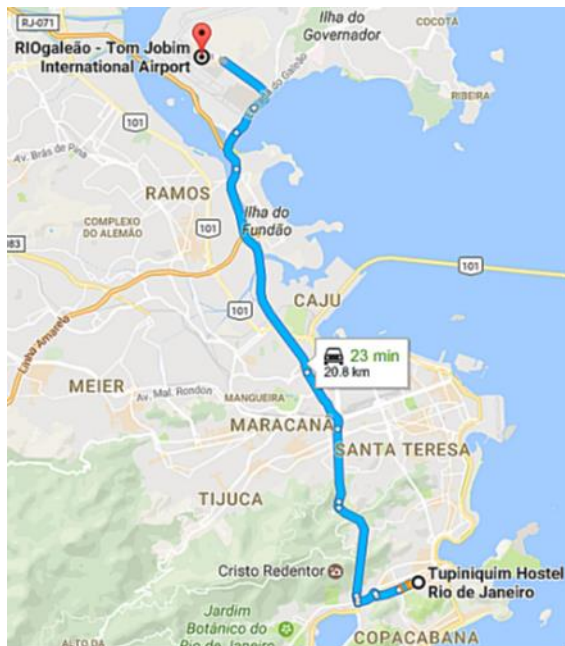
Booking Reference:

Seat Allocations: Mark - , Alexa -

Flight Duration: 1h 45min



15:25 – Arrive Rio De Janeiro



Travel via transport organised by hostel. Need to confirm arrival time a few days before.

Accommodation: Hostel Tupiniquim

Address: RAU PAULO BARRETO 79 – BOTOFOGO, RIO DE JANEIRO

Phone: +55 21 3005-0136 +55 11 2122 4200

Email: [info@tupiniquimhostel.com.br](mailto:info@tupiniquimhostel.com.br)

Reference:

Amount to Pay: 506.72 BRL

## Day 30 – Wednesday 8th February

06:50 – Taxi to Windsor Atlantica Hotel

Taxi to the tour starting point by 07:15

07:30 – All Day (9 Hour) Tour of Rio De Janeiro

Company: Carioca Tropical Tour

Booking Companies: rio.com, viator

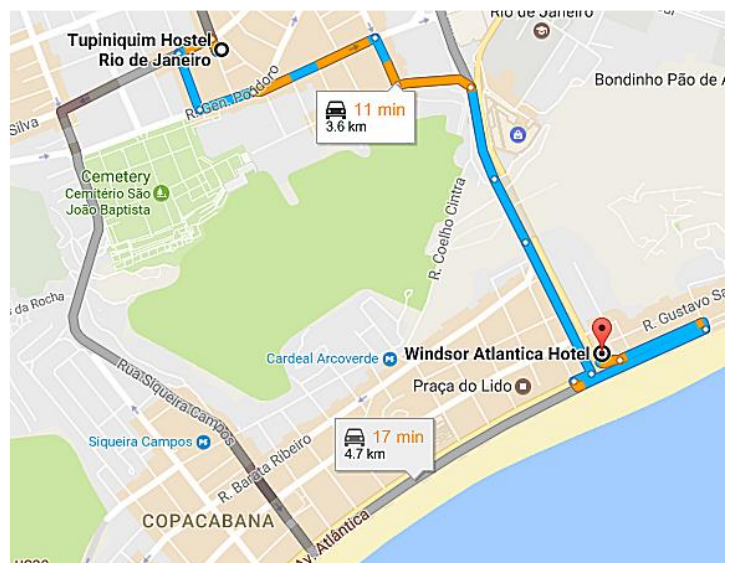
Contact Phone: +1 800 260 2700

Product Booking Reference:

Itinerary Reference Number:

Starting Location: Windsor Atlantica Hotel

Paid by in full by American Express.



## Day 31 – Thursday 9th February

All Day – Rest Day

Nothing planned all day, but possibly follow up from tour yesterday.

Any Time During Day – Boarding Pass

Book onto Holland America Line (HAL) website and get the boarding passes for the Veendam cruise. Save onto tablet for use at Ft Lauderdale check-in, if necessary.

## Day 32 – Friday 10<sup>th</sup> February

06:00 – Travel to Airport

08:05 – Flight to San Paulo

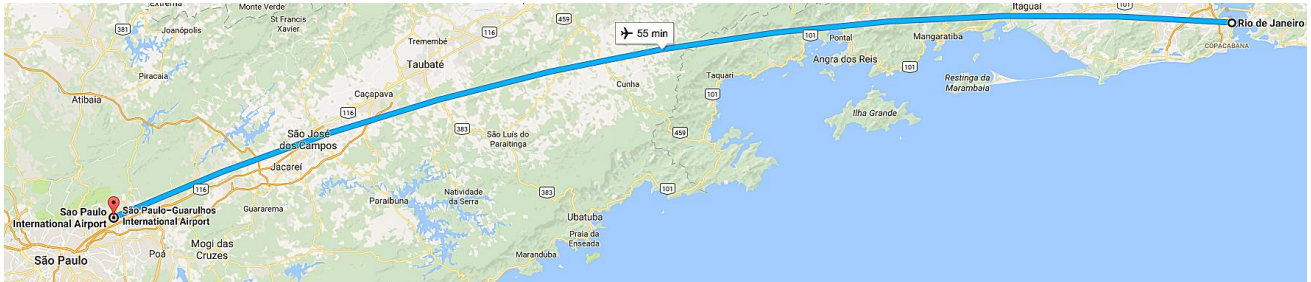
Airline: LATAM

Flight Number: JJ 3685

Booking Reference:

Seat Allocations: Mark - , Alexa -

Flight Duration: 1h 10min



09:15 – Arrive San Paulo

Wait until connecting flight. 06hr 00min. See how practical it is to visit somewhere during this period.

15:15- Flight to Santa Cruz

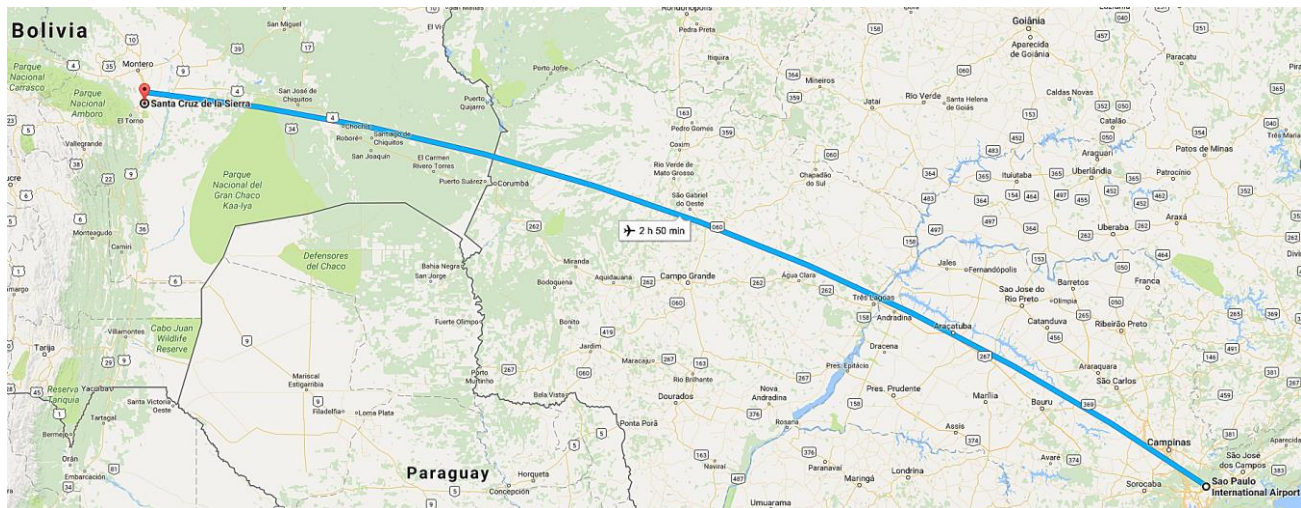
Airline: Boliviana De Aviacion

Flight Number: OB 739

Booking Reference:

Seat Allocations:

Flight Duration: 2h 50min



16:05 – Arrive Santa Cruz Airport

Wait for connecting flight to La Paz. 1h 15m

17:20 – Flight for La Paz

Airline: Boliviana De Aviacion

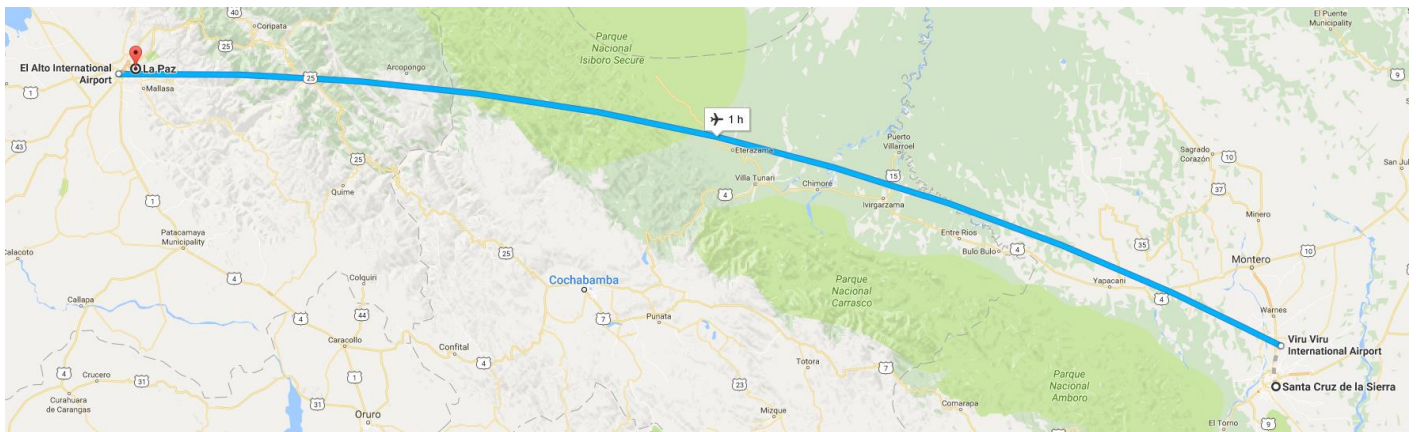
Flight Number: OB765

Booking Reference:

Seat Allocations:

Flight Duration: 1h 00min





## 18:20 – Arrive La Paz Airport

Package Tour: Titicaca Catamarans 🗑️

### **Transfer from Airport to Real Plaza Convention Center.**

Private transfer from the airport. (by car, van or bus) to Real Plaza Hotel & Convention Center

Double room and American style Buffet Breakfast

Service Includes: Bilingual guide assistance, tips and luggage handling.

## Day 33 – Saturday 11<sup>th</sup> February

### All Day – City Tour & Moon Valley

Pick up from the hotel and visit the famous Witch Doctor's Market, San Francisco Colonial Church and the typical handicrafts of the Sagarnaga Street. The tour continues to Plaza Murillo where the Cathedral, the Government Palace and the National Congress buildings are located. Visit to the Museum of Folklore and Ethnography, an architectural monument whose main wall shows a Mestizo Barroqui style. This estate belonged to the Marquez of Villa Verde, were among its exhibition rooms the pottery, textiles and plume art stand out.

Continue to the famous colonial street Jaen where interesting museums are clustered together followed by the visit to the replica of the semi-subterranean temple of the Tiwanaku Culture and Drive to Killi -Killi a scenic view point from where the contrasts of the city of La Paz surrounded by snow-capped mountains can be appreciated. Lunch at local restaurant. To change scenery the tour continues to the residential areas of Obrajes, Calacoto and La Florida a stroll around the commercial area, visiting boutiques with exclusive baby alpaca products and renowned jewellery stores. Visit to the unique Moon Valley, where passengers will have the opportunity to walk around, and visit a ceramic workshop with a demonstration of the art of pottery.

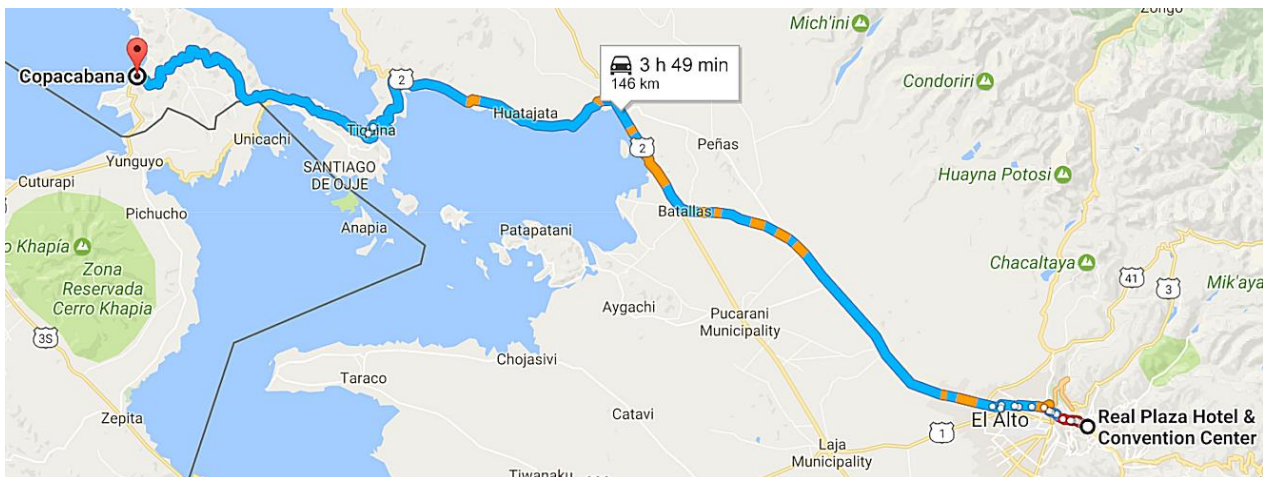
Transfer to the Cable Car Station to enjoy the incredible experience to fly between the mountains on board of the most modern and unique transportation mean of South America. During the ride, amazing views of the city will be spotted.

Service Includes: Private transportation, lunch, bilingual guide and museums admission fee.

## Day 34 – Sunday 12<sup>th</sup> February

### Early Morning - Travel from La Paz to Copacabana by Bus

Probably around 07:00 - 07:30 to get to Copacabana and on-board by lunch time.



### Morning – Board Catamaran

Early transfer to Titicaca Lake. Board the Catamaran Cruise Ship and sailing to Sun Island, the legendary birthplace of the Inca Empire. Buffet Lunch on board. Visit Challapampa Village and enjoy of the participative tourism, visitors have the opportunity to interact with one of the most unspoiled indigenous Titicaca villages through an innovative program organized with the local community visiting their own museum, chapel, school, a typical house, sailing in their vessels to an Inca holy temple, Andean ritual and walking through Inca trails.

Romantic candle light dinner and overnight on board the Catamaran in lake view cabins with private facilities.

## Day 35 – Monday 13<sup>th</sup> February

### Morning – Last Altitude Tablet

### Morning – Continue Catamaran Cruise

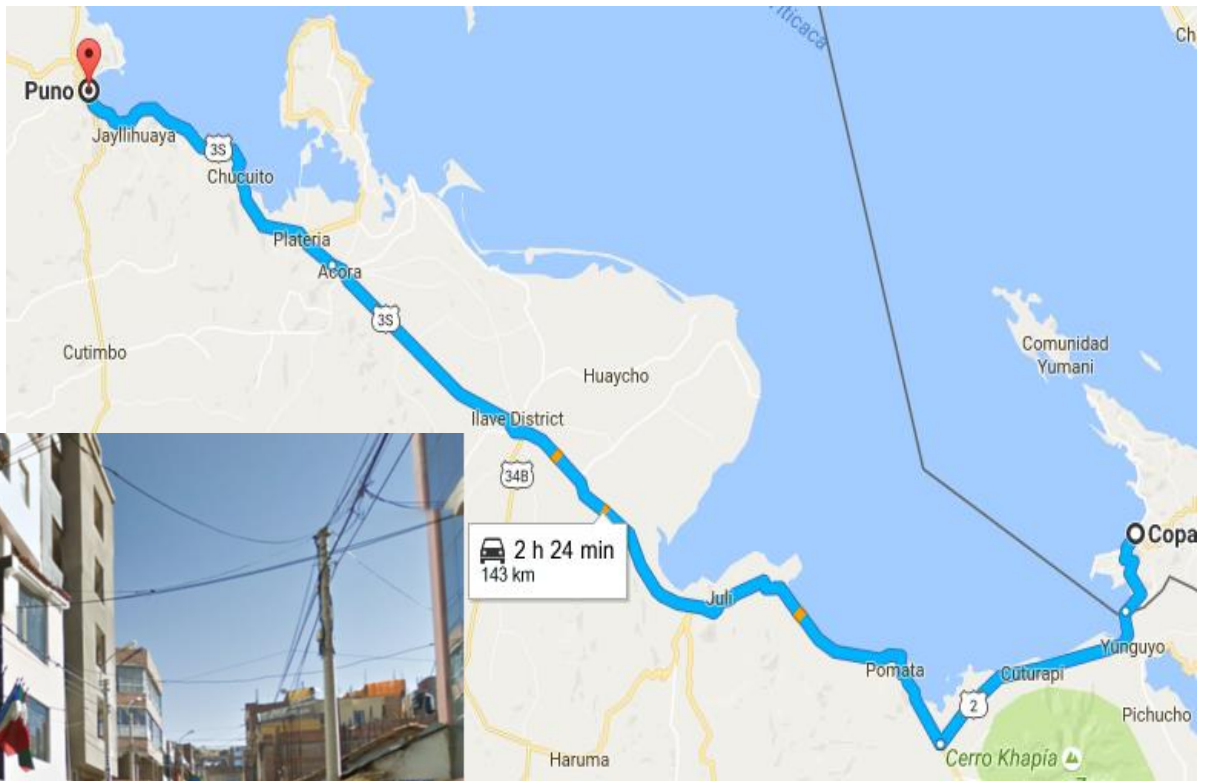
Sun Island (North side) - Sun Island (South side)-Inti Wata Complex - Copacabana - Puno

Catamaran Cruise Ship sails across the lake enjoying breakfast and the overwhelming panorama visiting the Pilkokaina Inca Palace. Continue to the Inti Wata Cultural Complex including the Ekako Underground Museum, the traditional medicine and the Titikaka Reed Shipbuilders display centers, the Pachamama agricultural Inca terraces, a handicraft center, the Intica lounge and at the Manco Kapac look out the largest variety of Andean camelids. Visit the Inca Garden, steps and the Inca fountain Also, the Inti Wata Complex at Sun Island includes a unique sailing experience aboard a huge Titikaka Traditional vessel. Buffet lunch on board while sailing to Copacabana. Visit the Sanctuary and land transfer to Puno.

Includes: SIC Land transportation, SIC sailing onboard the catamaran cruise ship, meals mentioned in the program, visits mentioned in the program, bilingual guide service (Spanish-English). Transportation service to and from the hotel, embarkation fee.

Not Included: Drinks, tips, personal expenses.

Afternoon – Travel from Copacabana to Puno (Hotel Balsa Inn) by Bus

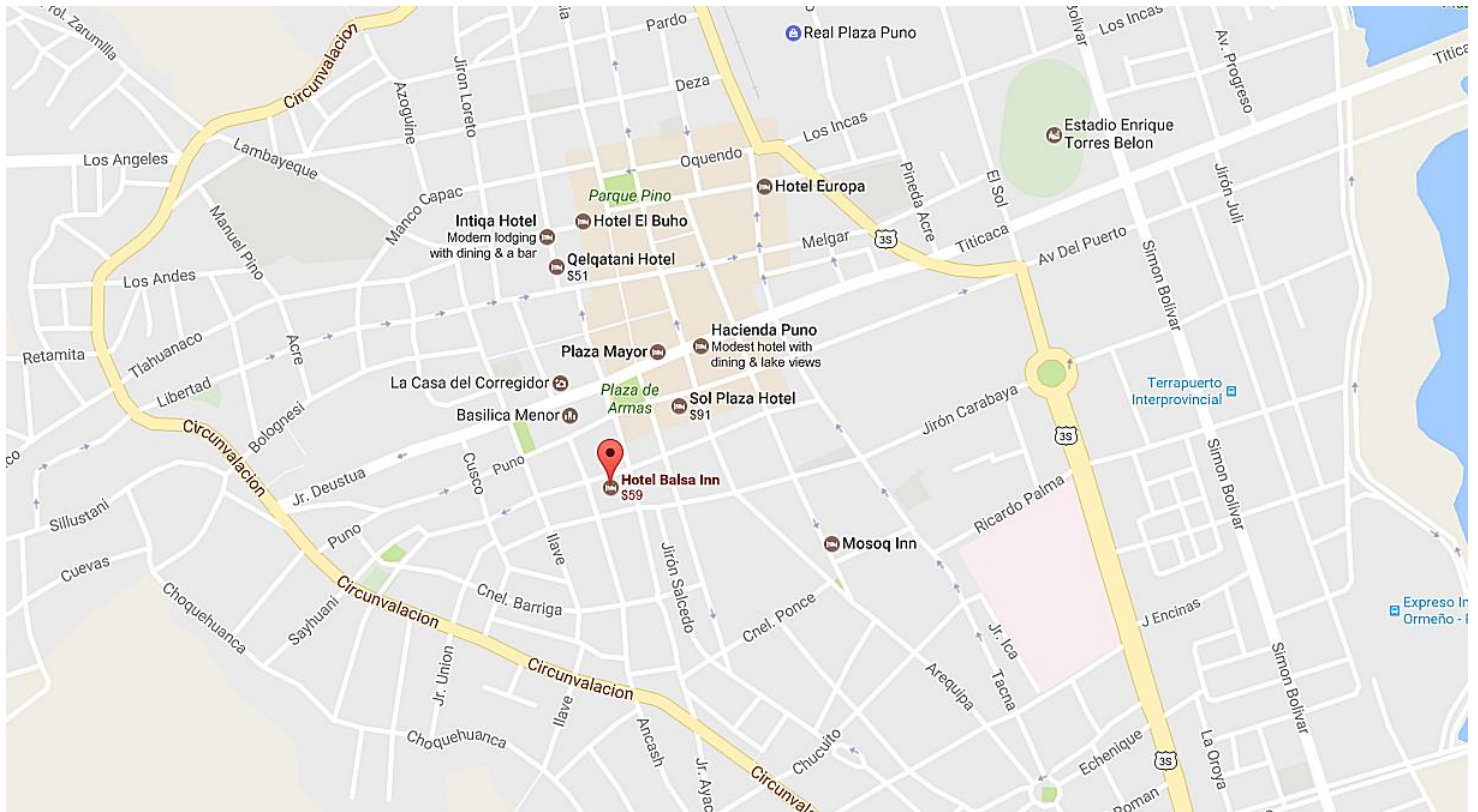


Accommodation: Hotel Balsa Inn

**NOTE:** There are two bookings. The first one is our booking, the second is related to the G-Adventures tour.

## Day 36 – Tuesday 14<sup>th</sup> February

All Day – Free Day



In the city itself you can visit the panoramic viewpoints of the Puma and the Condor statues. The two miradores are rumoured to be dangerous to foreigners, but both are staffed with police and feel very safe.

The Condor especially has a great view on the bay and city. Take a taxi (8-20 soles) to the top and go down the hundred plus stairs, in 10 min you are on the main square.

Also worth visiting: the Dreyer Museum close to the main square, and the Yavari boat museum. 7 soles by taxi (Hotel Posada del Inca). the Galindo Gallery with paintings in the Cusco School style, the Paleontological Museum and the Totorá Museum.

## Day 37 – Wednesday 15<sup>th</sup> February

All Day – Free Day

Tour: G Adventures

On Day 1 of the tour, a G Adventures representative will meet you at the hotel to go over the details of the tour, providing a schedule, documentation/vouchers, and pick-up times for all included activities. The representative can also answer any questions about the tour or the general area.

G-Adventures Booking File:

Issue Date: Nov 05, 2016

## Day 38 – Thursday 16<sup>th</sup> February

### All Day – G-Adventures Home Stay



Enjoy a guided tour of Lake Titicaca and a homestay in a small village. Head out by boat across Lake Titicaca. Visit the community on the Taquile Islands and enjoy a local lunch with spectacular views.

Afterwards, cruise to another village (this can vary based on community availability) for an overnight homestay on the shores of the lake. This experience provides an opportunity to learn more about rural life in the Peruvian highlands and to participate in local traditions. Eat with the family, learn some Quechua and Spanish language skills, try on traditional costumes, and help out with daily chores around the village.

Split into smaller groups and get a taste of local life firsthand as we move into family homes for the night. Play soccer with the children, enjoy some dancing, watch dinner being made, learn about regional cuisine, and dress up in local clothes for an unforgettable evening with the whole village, enjoying traditional music and dancing. Lend a hand the next morning, and help out with chores like feeding animals, harvesting local produce, or bringing back buckets of water from the well.

## Day 38 – Friday 17<sup>th</sup> February

### All Day – G-Adventures Home Stay

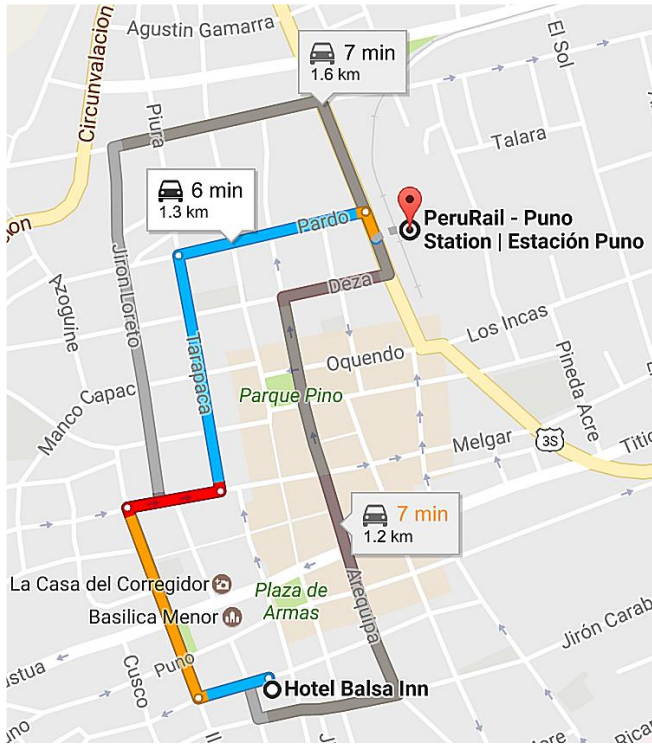
Visit the floating islands of Uros before returning to Puno. Opt to visit the Sillustani burial site.

Leave your homestay family in the late morning and visit the Uros Islands on the way back to Puno. A popular optional activity in Puno is a visit to the spectacular chullpas (funerary towers) of Sillustani, a pre-Inca archaeological site only a short drive away.

Spend the morning with the homestay families, then depart after lunch. Take a tour of Uros Floating Islands. Learn about the buoyant totora reeds that grow in the shallows of Lake Titicaca used to make everything from the islands themselves to the boats the islanders use for transportation (if constructed well, they last up to six months). Find out from locals how the islands are constructed; as the layers closest to the water start to rot, they are replaced with fresh reeds on top.

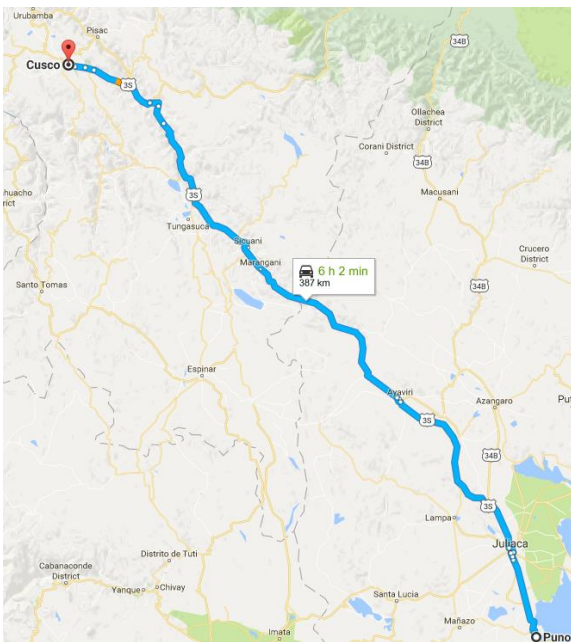
# Day 39 – Saturday 18<sup>th</sup> February

## 07:00 – Travel to Train Station



07:20 – Board Train  
Seats A24 and A25.


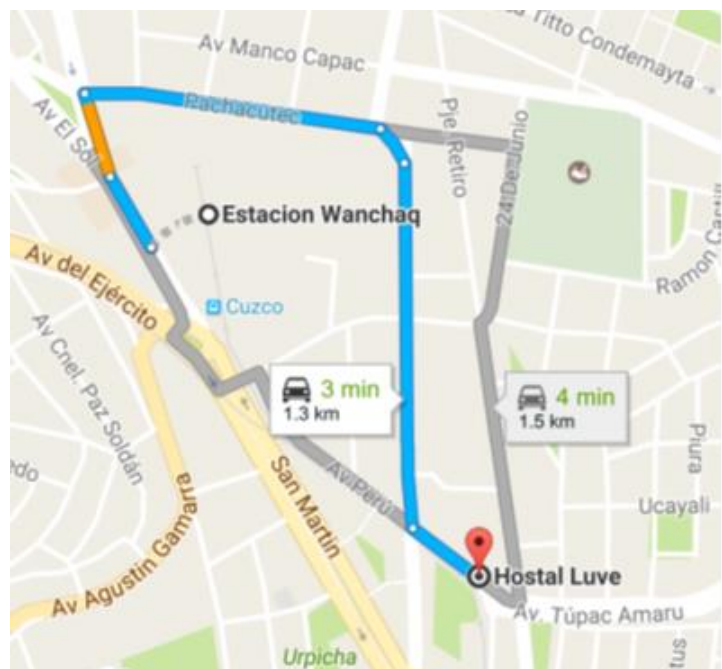
## 08:00 – Depart Puno on Andean Explorer Depart on Train #19



Voucher Number: 018307730, 018307731

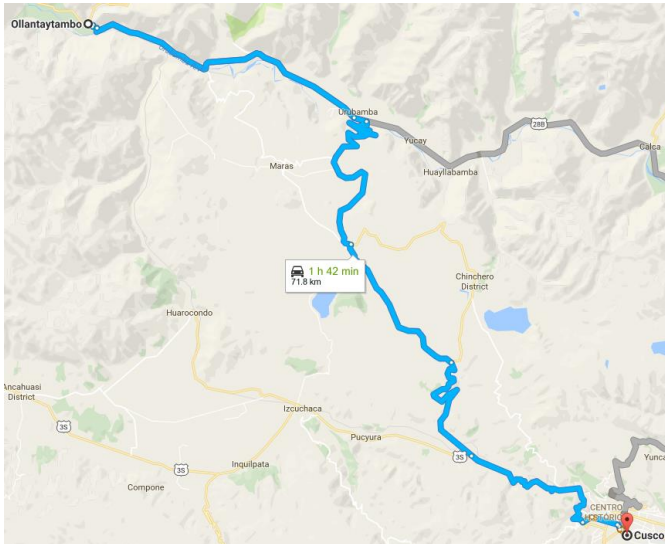
18:30 – Arrive Cusco Train Station  
Taxi to Hospedaje Luve, Av. La Paz N°775.

Accommodation: Hostal Luve



## Day 40 – Sunday 19<sup>th</sup> February

07:30 – Cusco to Ollantayambo



Take taxi from hotel to Ollantayambo. It should take about 75 – 90 minutes. Prices vary according to hotels. If a taxi on the street, make sure it is a licenced taxi. Fares should be around S/.80 (Approx. \$28-30 USD).

09:50 – Board Train

Hand email about baggage to the staff to take bags on train.

10:32 – Ollantayambo to Machu Picchu



Voucher: 018307733, 018307734. Seats A45, A46.

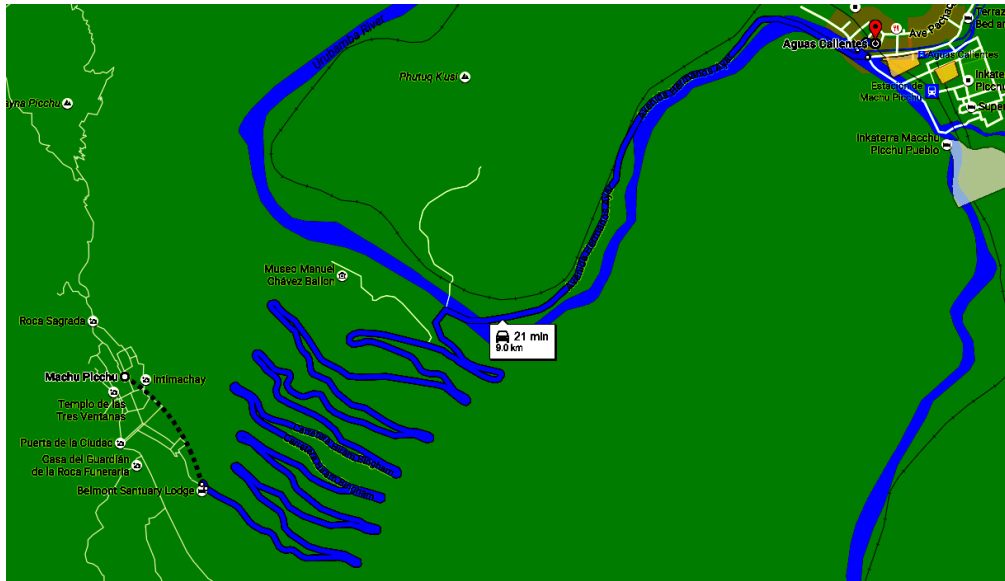
12:11 – Arrive Machu Picchu

Accommodation: Hanaqpacha Inn



## 13:00 – Afternoon Machu Picchu Visit

Visit Machu Picchu if the weather is good. Rate is cheaper after 13:00. It closes around 17:00.



## Day 41 – Monday 20<sup>th</sup> February

Morning – Visit Machu Picchu.

## Day 42 – Tuesday 21<sup>st</sup> February

Morning – Visit Machu Picchu Again or Wander Township

If travelling to the ruins, remember that time taken to get back to town and get the bags.

### 14:15 – Travel to Railway Station

See Page 47 for map to railway station.

### 14:40 – Board Train

Give staff the email to allow the baggage to be taken onto train.

### 15:20 – Train to Ollantaytambo

Voucher. Seats A47 and A48.

### 17:08 – Arrive Ollantaytambo & Travel to Cusco

Taxi to Hospedaje Luve, Av. La Paz N°775. See Page 46 for hostel location map.

Accommodation: Hostal Luve 📍



## Day 43 – Wednesday 22<sup>nd</sup> February

### Cusco's Plaza de Armas

Cusco's long and eventful history is one of the most interesting features of the city. Inca walls and temples coexist with colonial and contemporary architecture, sometimes all in the same building! Cusco's lovely Plaza de Armas was known as Huacaypata in the time of the Incas, and was much larger. Much like today, the plaza then was the center of the city, with parades and military displays held there regularly.

### The Cathedral and La Compania church

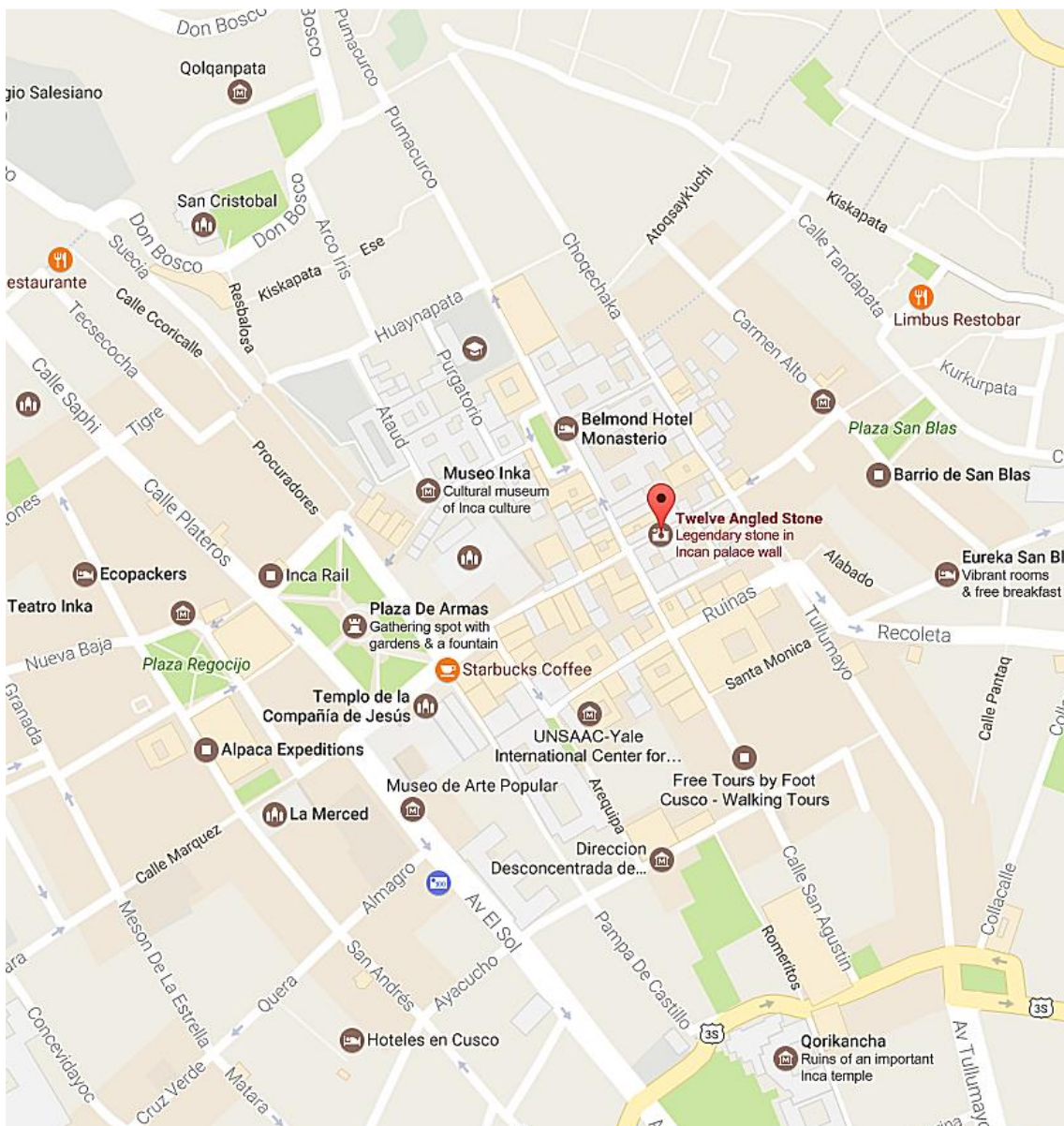
The beautiful Cathedral and La Compania church that dominates the plaza are built atop former Inca palaces, and colonial buildings with stone archways and pretty balconies forms its boundaries. Just a short walk from the Plaza are two excellent examples of Inca stonework.

### Hatun Rumiyc street

The first stop is Hatun Rumiyc street, where a portion of what was probably the former Palacio de la Inca Roca and is now the Museum of Religious Art is located. Three sides of the building are made up of large, beautifully carved stones, fit together like puzzle pieces. The most famous piece is the 12-angled stone, which is a source of Cuzqueña pride for its perfection. There is a great deal of legends that involve the stone, but none have been definitively proven to be true. What is certain though is the incredible craftsmanship and knowledge that was required to carve and construct such beautiful walls. Take time to appreciate the Inca's masterful work and search for hidden animal forms in the wall, before continuing on to the Qoricancha, or Temple of The Sun.

### Qoricancha

Located at the intersection of Avenida del Sol and Puente Rosario streets, the Qoricancha was once the Inca's most sacred temple and is said to have been completely plated in gold at the time the Spanish arrived in Cusco. The



Spanish quickly took possession of the gold, demolished much of the temple, and begin construction Santo Domingo Convent over what remained. Today the convent and Qoricancha remains still stand. While the gold is gone, the magnificent stonework of the Incas is apparent, along with the lovely convent.

### The Museo de Arte Precolombino (MAP)

The Museo de Arte Precolombino is a great starting point in the city of Cusco, with an excellent collection of pre-hispanic artifacts and artwork from different cultures all over Peru. The museum also has an excellent restaurant, MAP Café, where you can stop for a delicious lunch in the pretty Plaza Nazarenos. From there, the Museo Inca is only a five minutes walk, and one of the most interesting museums in Cusco.

### Museo Inca

Museo Inca features Inca artifacts and information from pre-Hispanic through colonial times, and will give you special insight into Cusco's complex and fascinating history.

### Museo Hilario Mendvil

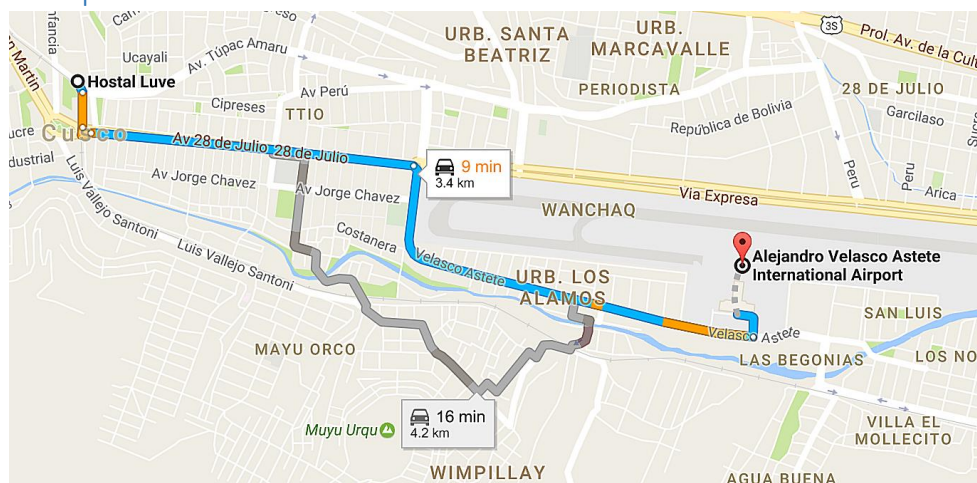
A nice contrast with these two indigenous-themed museums is the Museo Hilario Mendvil, located in the artist's quarter of the city, San Blas. Hilario Mendvil was a famous religious sculptor with a unique and joyful approach to his work. The museum features many of his original pieces and is located in the artist's former home.

### San Blas

After you stop in here, wander around San Blas and explore the tiny stores and restaurants that line the narrow streets and winding walkways that characterize the neighbourhood.

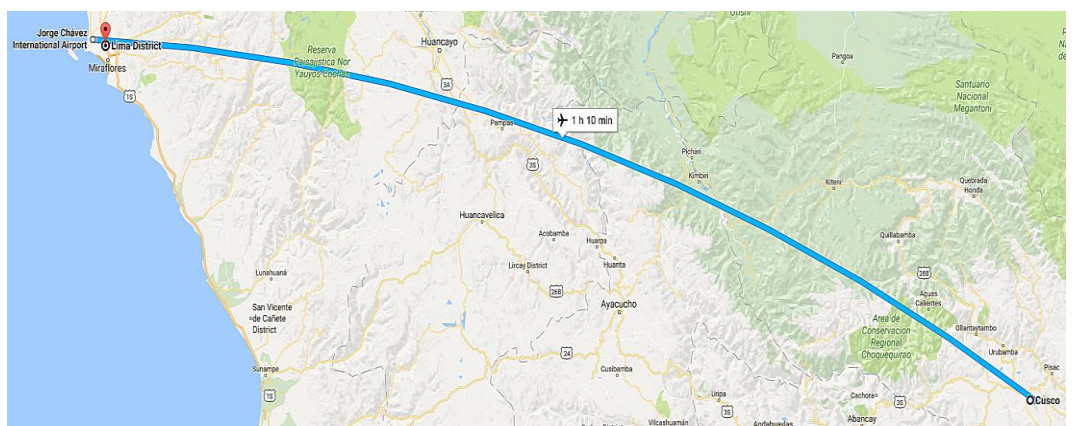
## Day 44 – Thursday 23<sup>rd</sup> February

### 05:30 – Travel to Airport



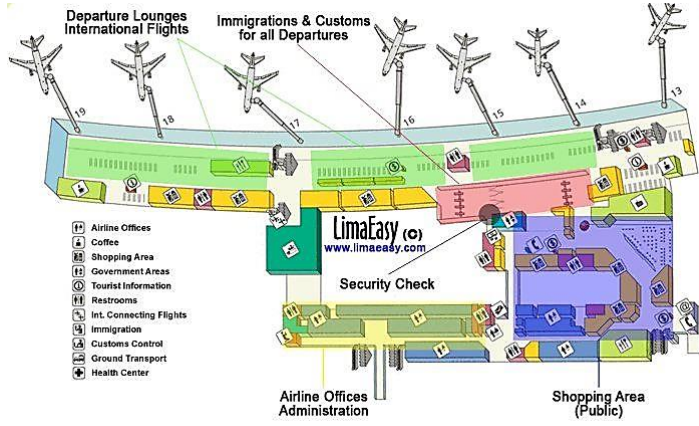
### 06:50 – Flight to Lima

Airline: Peruvian Airlines  
Flight Number: P9213  
Booking Reference:  
Seat Allocations: Mark - ,  
Alexa -  
Flight Duration: 1h 25min

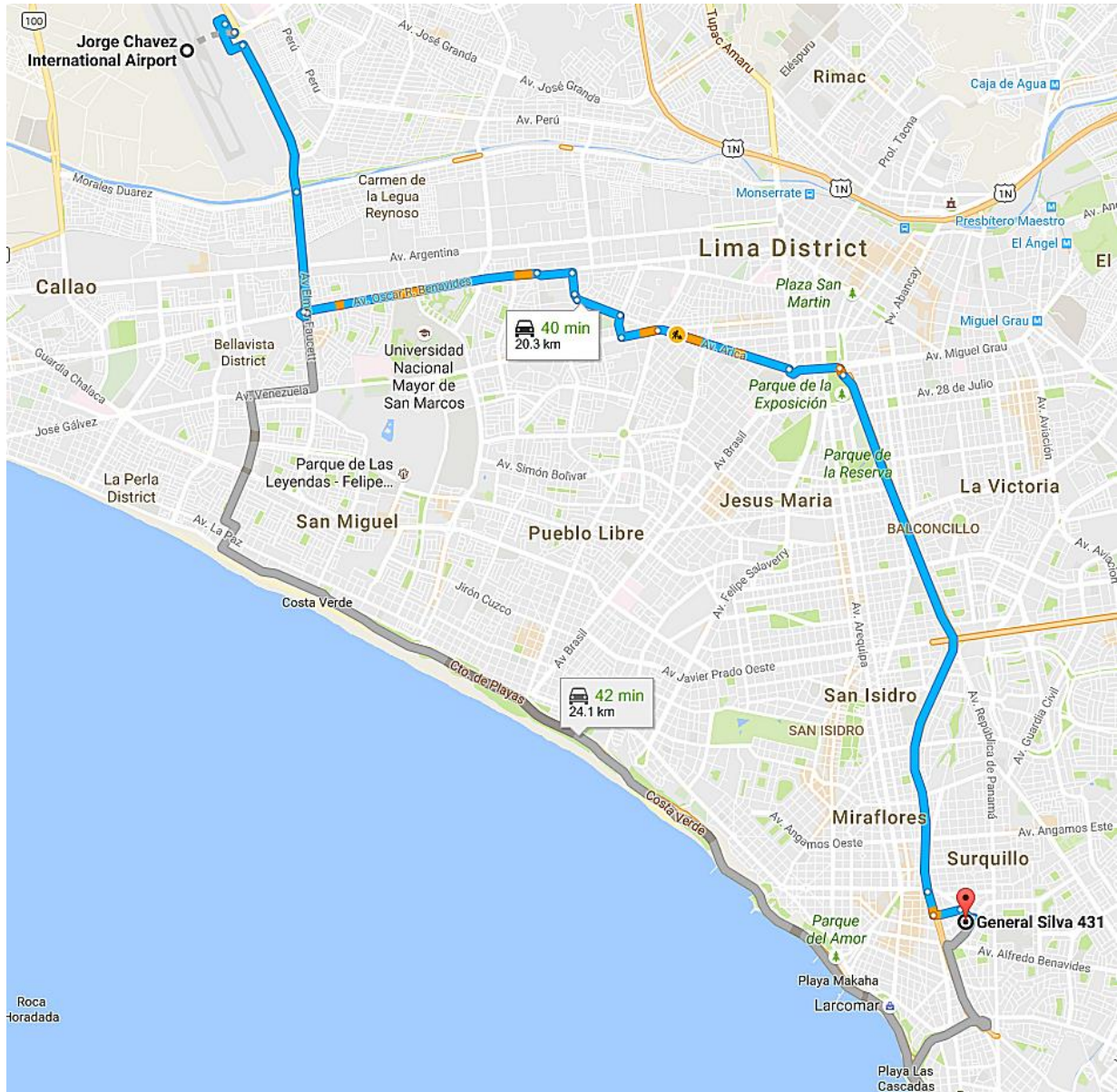


### 08:15 – Arrive Lima


09:15 – Travel to “Cozy House”, General Silva 431, Lima



Travel from airport using “Green Taxi” company. The cost is about 55 soles and takes about 50 minutes.



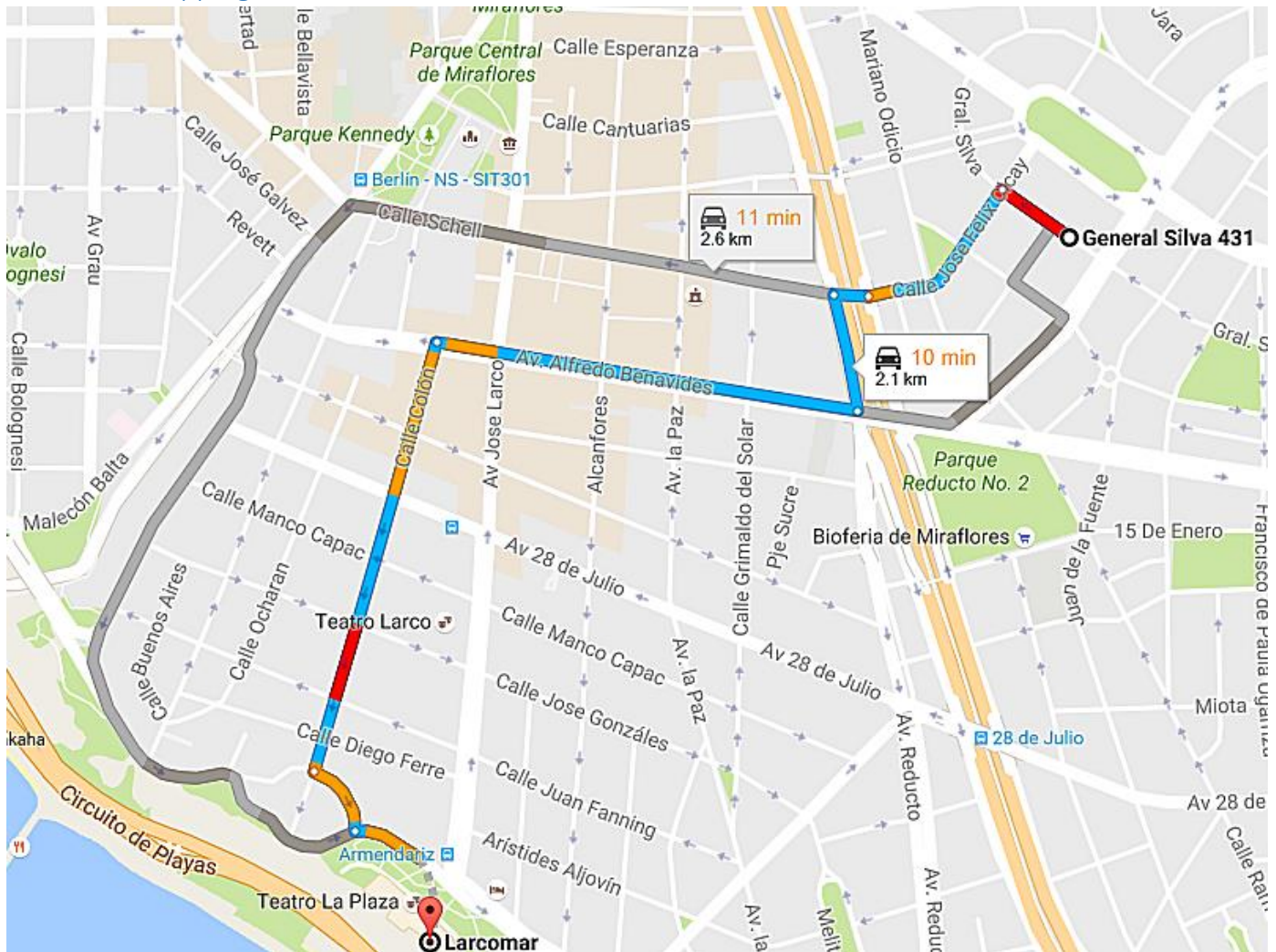
The house is close to “Parque Tradiciones” and “Ricardo Palma” Avenue. If you can’t find the number, look for 435 or the street “General Silva”, look for 435 and nearby are black bars. Go through the bars and go to House B



Organisation:  
 Airbnb  
 Booking Code:  
 Address: General  
 Sliva 431, Lima,  
 Lima 15047  
 Host: Elena and  
 Martin  
 Phone Number:  
 +51 971893834  
 Nights booked: 2  
 Amount to Pay: \$0  
 (Prepaid Airbnb)

13:00 – Taxi to

### Larcomar Shopping Mall



## 14:00 – City Sightseeing Tour

Local Contact Telephone: 511 713-1919 or 234-0249

This tour is a 4 hour tour excursion and not Hop On Hop Off. Please arrive at the start of the tour / STOP 1 at least 15 minutes before the departure time. Until further notice the Information booth has been re-located next to the food court, FIRST level of the Larcomar shopping mall.

Tour Times: 09:15 or **14:15**

Cost: \$30 USD per person

Departing from Larcomar, we will visit the stunning Huaca Pucllana, an aboriginal print of ancient Lima. It was built over 1500 years ago and the natives used to worship the sea inside its strong temples and palaces.

Our tour will continue in the old historic centre, a World Heritage site. Here, you will see the republican San Martin Square and its exquisite surroundings, with the emblematic Bolivar Hotel and the aristocratic “Club Nacional”. We will go through the historic Main Square, heart of the glorious and distinguished Lima, City of the Kings. You will have the opportunity to admire the Cathedral’s allure and its grand baroque façade, which is made of stone, as well as the republican poise of the Government’s Palace. Appreciate the gorgeous portals of the Scribes and the Buttoners that surround the square, and admire the elegant fountain of bronze of the Salvatierra Count.

Enjoy the magnificent church of Saint Augustine with its carved portal of Solomonic columns and its charming small square. Wonder with the architectural beauty of the religious compound of San Francisco, walk through its cloisters and temple, along with its impressive underground vaults, known as the catacombs. Finally, you will visit modern Lima in the famous Love Park in Miraflores, where you will enjoy a great view of the ocean.

## Day 45 – Friday 24<sup>th</sup> February

### All Day – Sightseeing

To be determined after visit to local tourist bureau on Thursday

## Day 46 – Saturday 25<sup>th</sup> February

Refer to Page 50 for map of airport.



### 05:45 – Taxi to Airport

Approximately 50 minutes and 55 Sols. See page 51 for map.

### 08:45 – Flight to Quito

Airline: LATAM

Flight Number: LA 1480

Booking Reference:

Seat Allocations: Mark – 15K, Alexa – 15L

Flight Duration: 2h 25min

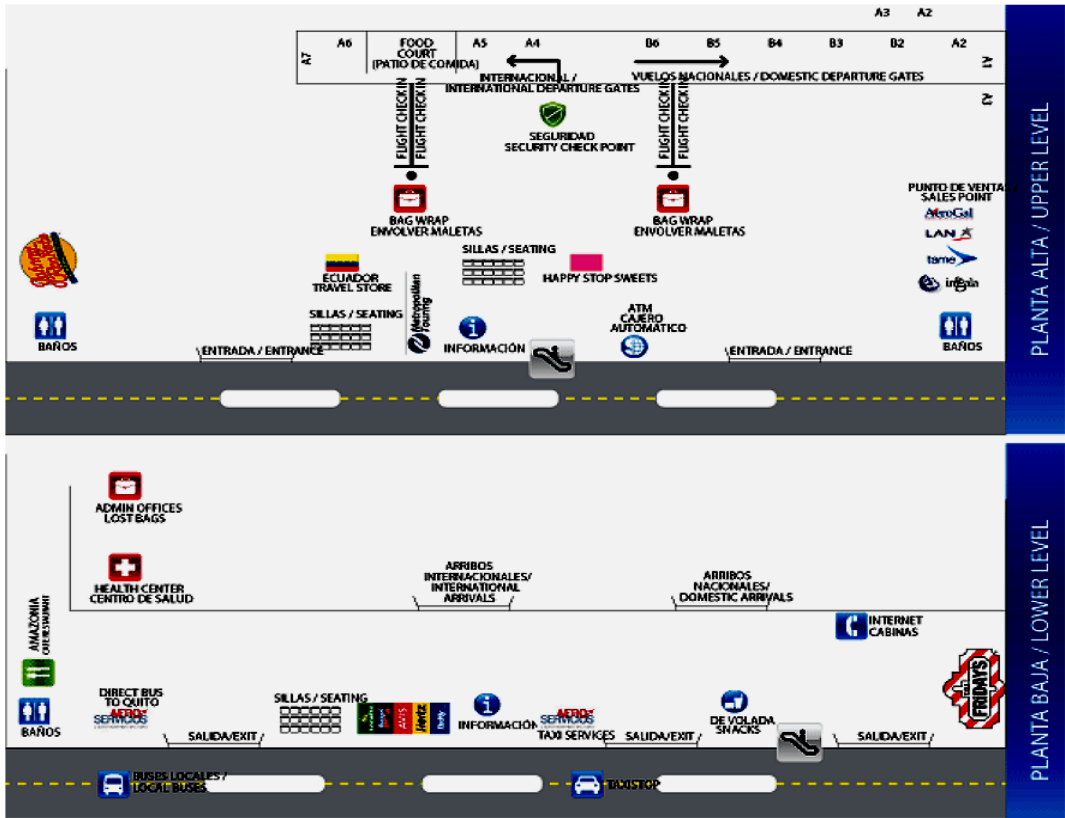
### Currency Import Regulations

Local currency (United States Dollar - USD/Ecuadorian Sucre-ECS) and foreign currencies: no restrictions.

Make sure to have some USD as Ecuador uses USD for notes.

11:10 – Arrive Quito

Package Tour: South America Travel 🇨🇴



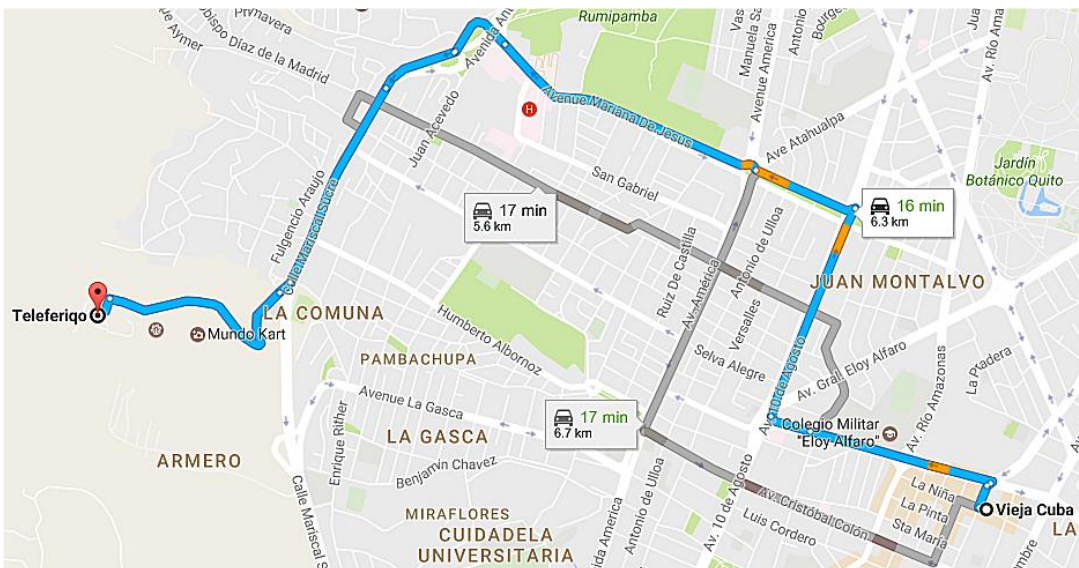
Guide waiting just beyond security for transfer to Quito.



Vieja Cuba Hotel is located at Quito’s commercial area. Lodging in one of the 26 rooms. The services offered include: room service, massages, touristic information, a 24-hours open room with internet access, among others.

Orisha, the hotel’s Mediterranean-cuisine restaurant, will delight guests with its flavours and its warm, tropical environment. Guests can also visit Fruta Fresca Restaurant to have a snack while enjoying the colourful views of the garden and De Las Granadillas Street.

Riding the TelefériQo



The TelefériQo that offers a crazy view of Quito. It is easy to get a taxi to the site. The base is about 15 minutes (~6km) from the hotel.

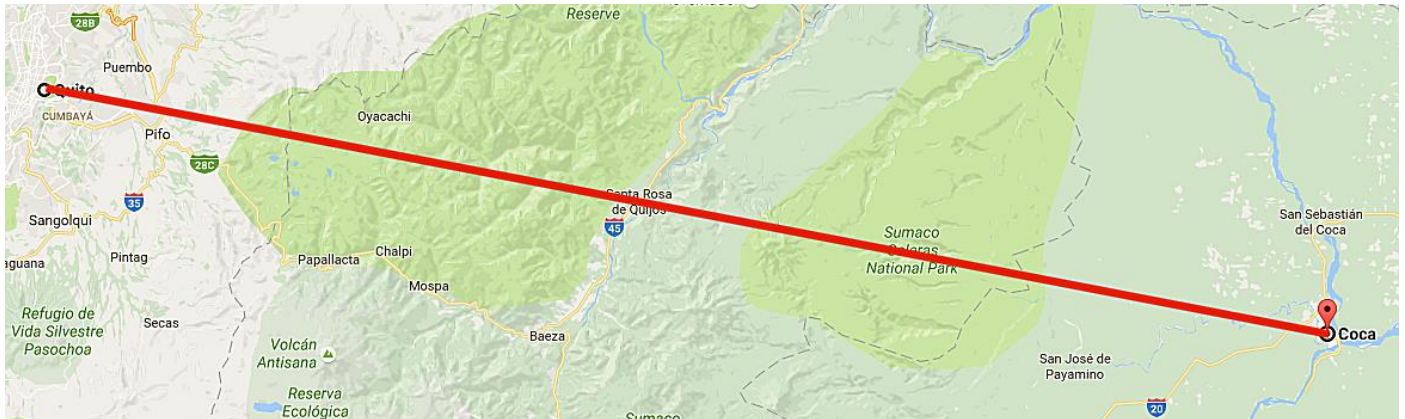
To get back to the hotel use the shuttle going every hour. If it isn’t too late in the day, grab one that just dropped off other passengers.

## Day 47 – Sunday 26<sup>th</sup> February

Colonial Quito & the Middle of the World (5h). Quito, UNESCO World Cultural Heritage site, is a multicoloured urban quilt draped across the steep slopes and undulating inter-Andean valleys at the foot of Pichincha Volcano. Strolling the narrow cobblestone streets of Quito's old-town is like walking through time and back again amidst splendid 16th century architecture, churches bathed in gold, convents tucked away behind hand-carved baroque doors and block upon block of Spanish-style villas with their charming hidden courtyards.

The Middle of the world complex and the Equator Monument situated at 0°0'0" latitude where the 18th century French Geodesic Expedition built one of the three pyramids as landmarks for their planet calculations to deduce the shape of the earth.

## Day 48 – Monday 27<sup>th</sup> February



**INCLUDED:** - Flight round trip Quito - Coca - Quito - Transfers to/from vessel - On board accommodations - Programmed visits according to itinerary with a certified naturalist guide - Unlimited water, coffee and tea - All meals while on board - Community entrance fees

**NOT INCLUDED:** - Alcoholic and non-alcoholic beverages - Tips and gratuities - Internet Wi-Fi - Personal Expenses - Any other service not mentioned herein

Your guide will escort you today to the Quito Airport (UIO) for your departure from Quito.

Depart from Quito in the morning, flight to Francisco de Orellana (Coca), arriving to Coca after a short 30 minutes trip. Transfer to the Napo River port then the motorized canoe ride downstream will be approximately one and a half hours; during the trip we will provide important information about the region. Once on board the Manatee Amazon Explorer will start navigating down the Napo River for the whole afternoon. At night our first live experience with the Ecuadorian Amazon basin will begin (night walk or canoe ride will depend on the river level, climatic conditions, wildlife behavior and accessibility to a location).

## Day 49 – Tuesday 28<sup>th</sup> February

We will continue our navigation downstream to arrive at the mouth of the Pañayacu (Piranha River). After arrival,



there will be a canoe trip through the Piranha River to see the sights of this interesting protected forest. There is a possibility to observe Pink River Dolphins, the agile Common Squirrel Monkeys and much more. The Piranha Lake area is an ecosystem flooded by white waters. The rivers and lakes of that place are perfect habitat for the infamous Piranha, the Water Monkey Fish (Arawana) and White Caimans. At night, there will be an optional excursion to explore the forest and riverbanks and also optional overnight at our camp for an extra fee of \$30.00 per person can be arranged.

## Day 50 – Wednesday 1<sup>st</sup> March

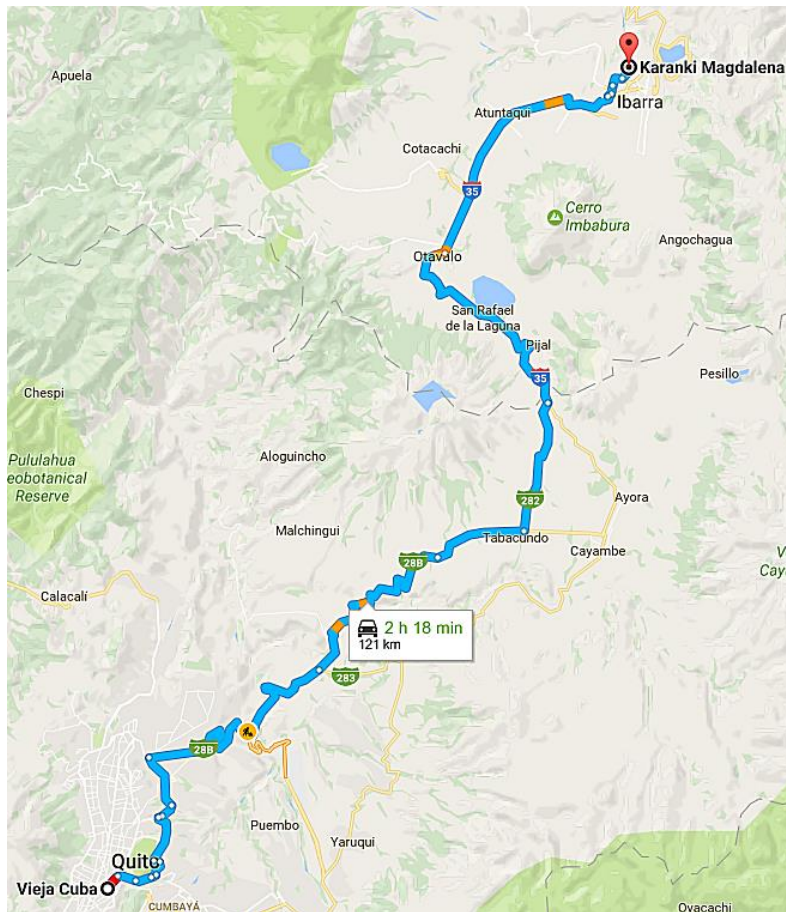
On the third day of our cruise, we will explore the Observation Tower build around a tree to observe the different ecosystems of the forest and a wide variety of birds. After lunch at the Manatee, you will stop at a Native House of the Kichwas a native guide will bring into the light their way of life and traditions.

## Day 51 – Thursday 2<sup>nd</sup> March

In the morning we will continue to visit one of the tallest trees of the Rainforest, the Kapok, a native guide also will explain to us the use of medicinal plants, if time permits we will have a visit to the CICAME Archeological Museum which preserves pottery from the Omagua Culture, one of the first forest pre-Columbian residents of the Napo River basin. This is also a good place to shop local handicrafts made from rainforest materials. In the afternoon, there will be a visit to the Limoncocha Biological Reserve, an incredible area to find lots of birds, some monkeys and at night looking for the Black Caiman, return to the Manatee at night.

## Day 52 – Friday 3<sup>rd</sup> March

Return to the city of Coca to take the morning flight back to Quito. The canoe ride upstream will take around two hours. Your guide is waiting just beyond security of the Quito Airport (UIO) to transfer you to downtown Quito.



## Day 53 – Saturday 4<sup>th</sup> March

Quito - Otavalo - Cuicocha - Karanki Magdalena Community accomm. (D) (Likely afternoon departure, so morning free)

## Day 54 – Sunday 5<sup>th</sup> March

Magdalena - Train Ride - Salinas - Ibarra city tour - Harvesting Techniques - Karanki Magdalena Community accomm. (B, L, D)

## Day 55 – Monday 6<sup>th</sup> March

Peguche - Condor Park - Quito. (B) Return to Vieja Cuba Hotel. (Likely return before lunch, so afternoon free)

## Day 56 – Tuesday 7<sup>th</sup> March

All Day – Travel & Galapagos Island Cruise







**INCLUDED:-** Round trip flight Quito/Galapagos/Quito - Entrance fee to the Galapagos - Transit card - Accommodation in bunk beds - All meals - All excursions as mentioned in the itinerary (itinerary subject to change) with bilingual speaking naturalist guide (English & Spanish) - Assistance with the check-in procedure at Quito airport - All transfers & ground transportation in Galapagos as mentioned in the itinerary. **NOT INCLUDED -** Soft and alcoholic drinks (must be paid in cash) - Personal travel insurance - Personal expenses, Extras and Tips.

Flight to Baltra. As we arrive to the Islands you will go to Puerto Ayora on Island Santa Cruz. Beside its rank as home stay for sea lions and pelicans, the marina is a popular starting point for round-the-world-yachtsman. The island itself has come to be both tourist and scientific center of the archipelago. Here you will visit the highlands of Santa Cruz. The lush landscape there is a welcome contrast to the arid scenery of the smaller, lower islands. On your way you will cross the different zones of vegetation, from the dry lower region full of cactuses to the woods of scalesia in the highland. (L, D)

### Day 57 – Wednesday 8<sup>th</sup> March

Today you will land at Santiago Island, also known as James, or San Salvador Island, which is the fourth largest island in the archipelago. The influences of the former salt mine workers and their imported animals are still alive on the island. The last tries to populate Santiago Island were given up forty years ago. Visit the dark sand beach with a lot of marine iguanas at Egas Port after a wet landing. After a short walk of about 2 km along the coast you will reach the cliffy lava coast with natural pools where sea lions take a bath and herons and other sea birds are as well local. Additionally, you can encounter a small group of sea bears.

The surrounding area is good for spotting and observing colonies of sea lions, red sally light-foot crabs, lava iguanas, Galapagos buzzards and lava herons. After lunch on board you will make an excursion to the small volcano island Rabida with its dark red beach. A small path there leads you to the little lagoon, which is often visited by flamingos. On your way to this lagoon you will pass nesting pelicans and other sea birds. The beach of Rabida Island is considered as one of the most beautiful places to go snorkelling. Because of a huge richness of fishes you can also observe a lot of sea lions there. (B, L, D)

### Day 58 – Thursday 9<sup>th</sup> March

Arriving at Bartolome you will ascend a lookout point from where you can admire the spectacular panorama of the Sullivan Bay and the famous needle shaped rock, the so called Pinnacle Rock. The beaches at the foot of the Pinnacle Rock boast some fine snorkelling spots from which you can discover the marvelous underwater world with a good chance to encounter penguins or the softly gliding turtles. In the afternoon you will land at Santiago Island, also known as James, or San Salvador Island, which is the fourth largest island in the archipelago. The influences of the former salt mine workers and their imported animals are still alive on the island. The last tries to populate Santiago Island were given up forty years ago. Sullivan Bay is located on the east coast of Santiago Island. Its lava field with lava cacti is a variety of interesting patterns. After exploring the lava flow, you can swim or snorkel with playful sea lions off two small corallines. (B, L, D)

### Day 59 – Friday 10<sup>th</sup> March

We will visit the nearby Black Turtle Cove, a nesting site for marine turtles. With good luck you can observe different types of sharks in the calm water, so for example the white-tipped shark or schools of golden mustard rays and you will have a short walk along the coast of the northernmost island of Seymour. Guests will encounter swallow tailed gulls, sea lions and cliff crabs. This site is also known for being a major nesting colony of blue footed boobies, and the largest colony of the magnificent frigate bird, a species different to the great frigate bird. You can also spot both endemic species of iguanas, the marine iguanas and land iguanas. (B, L, D)

## Day 60 – Saturday 11<sup>th</sup> March

Today you will explore South Plaza Island, the more southern island of the both Plaza Island, located in the east of Island Santa Cruz. On this island, so full of life, you will encounter colonies of sea lions and land iguanas. On the steep banks it is possible to see a great Number of birds such as nesting tropic birds and fork-tailed seagulls. But most of all, enjoying the beautiful view from atop the steep banks or strolling along the base of the cliff is an extremely pleasurable experience.

The Opuntia cactus and red coral bushes grow here and the vegetation changes colour according to the seasons of the year. In the afternoon you visit Santa Fe Island, a small rocky peninsula which is covered by little Palo Santo trees and by up to 6m high opuntia cacti. Inhabitants of this island are a specific species of large yellow land iguanas, the Galapagos buzzard, some blue footed boobies and pelicans. After the hike, you can swim or snorkel in the bay in company of sea lions and marine turtles. Finally, you can observe the tropic underwater world. (B, L, D)

## Day 61 – Sunday 12<sup>th</sup> March

Española is the southernmost and oldest island of the Galapagos archipelago. Because of its isolated position you can explore a lot of endemic wildlife. Gardener Bay is on the eastern shore with turquoise shot coloured water and a magnificent beach. Around the small islets nearby, snorkelers will find lots of fish and sometimes turtles and sharks. The bay is also frequented by a transient colony of sea lions which like to swim with you. Birds, like the endemic Hood-Mockingbird and different species of Darwin finches, are omnipresent.

In the afternoon, you will have an excursion to Point Suarez which is one of the most outstanding wildlife areas of the archipelago, with a long list of species found along its cliffs and sand or pebble beaches. In addition to five species of nesting seabirds there are the curious and bold Española Island mockingbirds, Galapagos doves and Galapagos hawks. Several types of reptiles, including the marine iguana and the oversized lava lizard, are unique to this island. When heavy swells are running, Point Suarez is also the site of a spectacular blowhole, with thundering spray shooting 30 yards into the air. The walkabout on a stony path is about 2km (duration about 3 hours). (B, L, D)

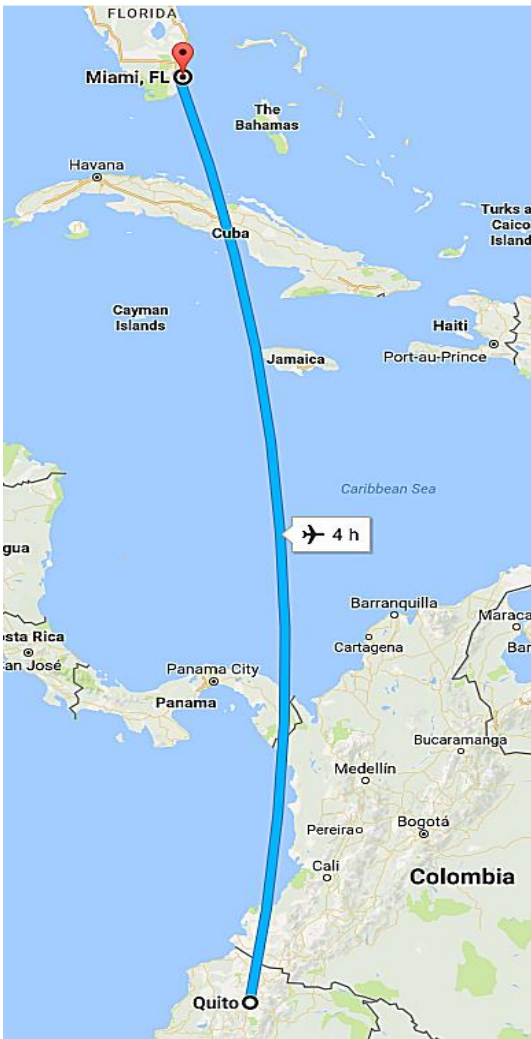
## Day 62 – Monday 13<sup>th</sup> March

Floreana Island is perceived as one of the most exotic Island of the archipelago. At Cormorant Point you land on a green olivine sand beach. Following a 100 m long path you will soon reach a lagoon with flamingoes, white-checked pintail ducks and other shorebirds. Afterwards you will visit the famous Post Office Bay which keeps the legendary post barrel that whalers historically used to post their mail in. Nowadays you can leave a letter and hope that it will make its destination via another tourist. (B, L, D)

## Day 63 – Tuesday 14<sup>th</sup> March

### All Day – Return to Quito

Your guide is waiting just beyond security of the Quito Airport (UIO) to transfer you to downtown Quito. Return to Vieja Cuba Hotel.



## Day 64 – Wednesday 15<sup>th</sup> March

Refer to Page 53 for a map of the airport.

### 06:55 – Flight to Miami

Guide will take us to the airport.

Airline: American Airlines

Flight Number: AA 932

Booking Reference:

Seat Allocations: Mark – 17D, Alexa – 17E

Flight Duration: 5h 19min

### 12:14 – Arrive Miami International Airport

#### Medications

Medications in pill or other solid form must undergo security screening. It is recommended that medication be clearly labelled to facilitate the screening process.

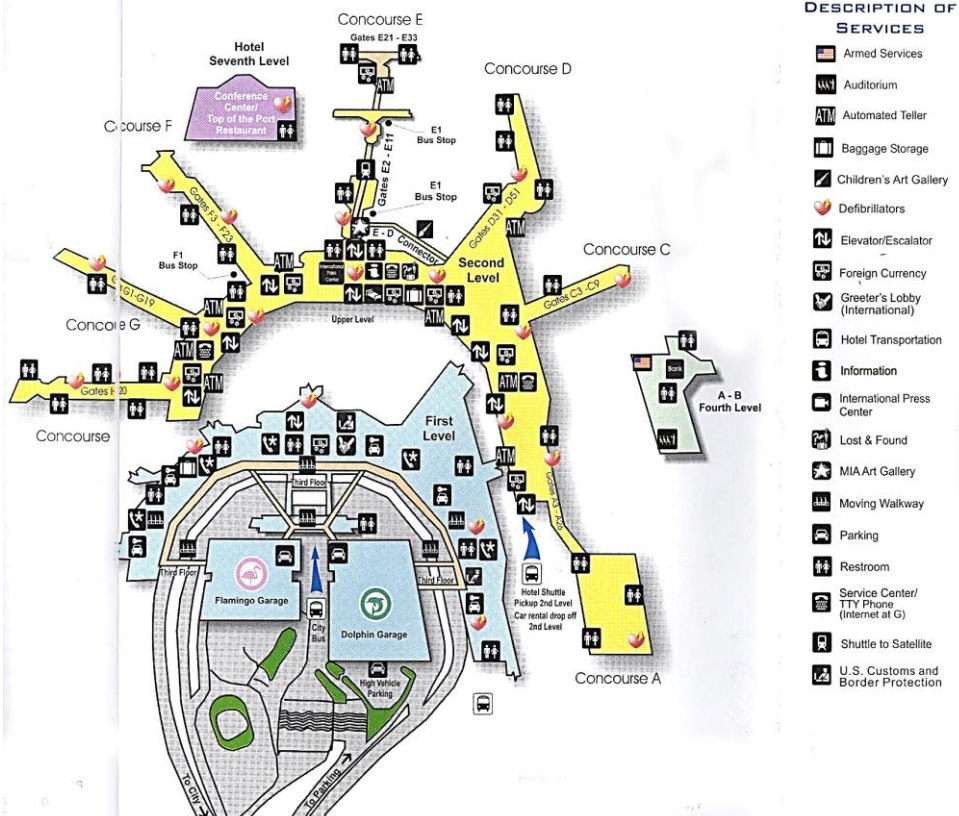
You are responsible for displaying, handling, and repacking the medication when screening is required. Medication can undergo a visual or X-ray screening and may be tested for traces of explosives.

#### Inform the TSA Officer

Inform the TSA officer that you have medically necessary liquids and/or medications and separate them from other belongings before screening begins. Also declare accessories associated with your liquid medication such as freezer packs, IV bags, pumps and syringes.

Labelling these items can help facilitate the screening process.

## MIAMI INTERNATIONAL AIRPORT



13:30 – Pick up Hire Car

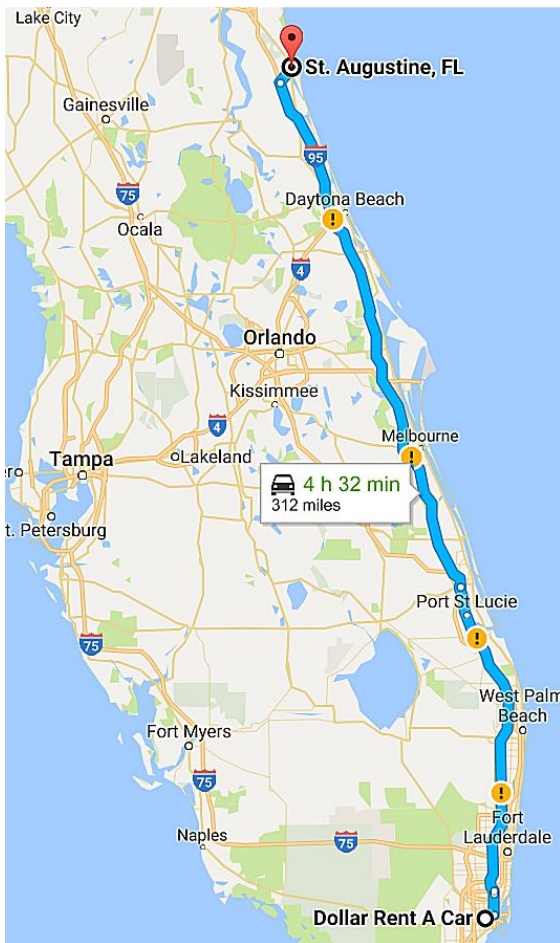
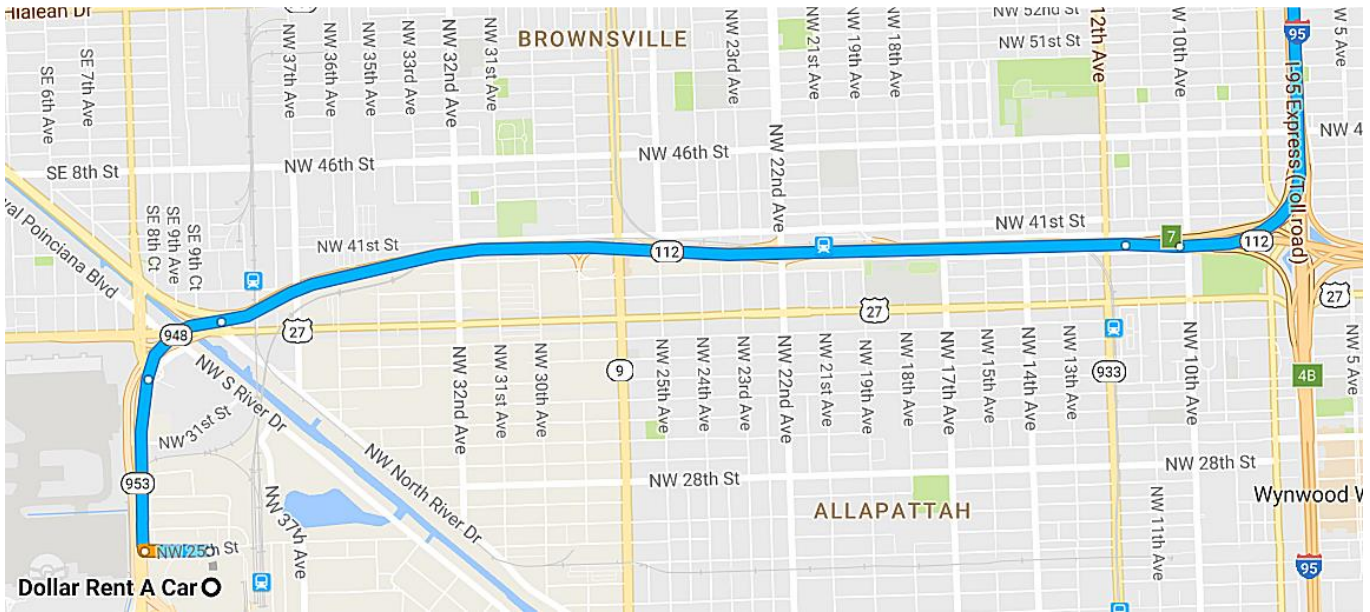
Company: Dollar

Model: Nissan Ultima or similar, 4 door auto with A/C

Pickup: Miami International Airport, proceed to 3<sup>rd</sup> floor train.

Duration: 7 days

Notes: Credit Card hold required. May be other charges such as "Plate Pass" for cashless toll roads.



Notes: Includes Toll Roads

Take 953, turn right into 112. Turn left onto Highway 95. Use left 2 lanes at exit 12A for FL-826 Florida's turnpike.

Take exit 152 for FL-70 Ft Pierce/Okeechobee.

Turn right at cloverleaf to get onto Highway 95 travelling North.

Take exit 311 for FL-207 towards St Augustine Beach/Palatka/Anastasia State Park.

Turn right onto FL-207 N

Turn right onto Florida A1A S /Scenic & Historic Costal Byway

Turn right onto Cedar Ridge Cir

Turn left to stay on Cedar Ridge Cir

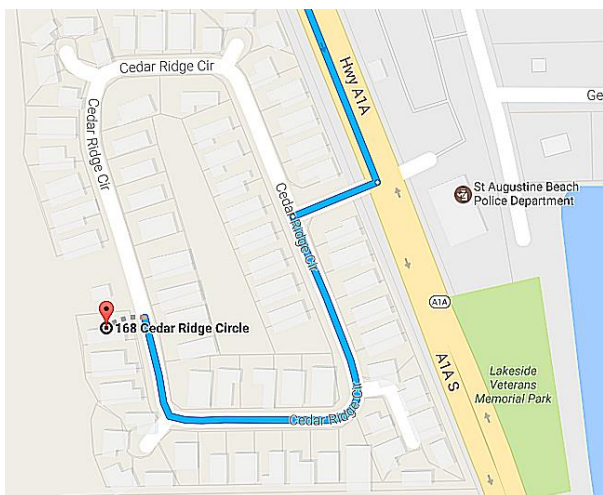
Accommodation

Booking: AirBnB

Reservation Code:

Host: S. Corby

Address: 168 Cedar Ridge Circle, St Augustine FL 32080.

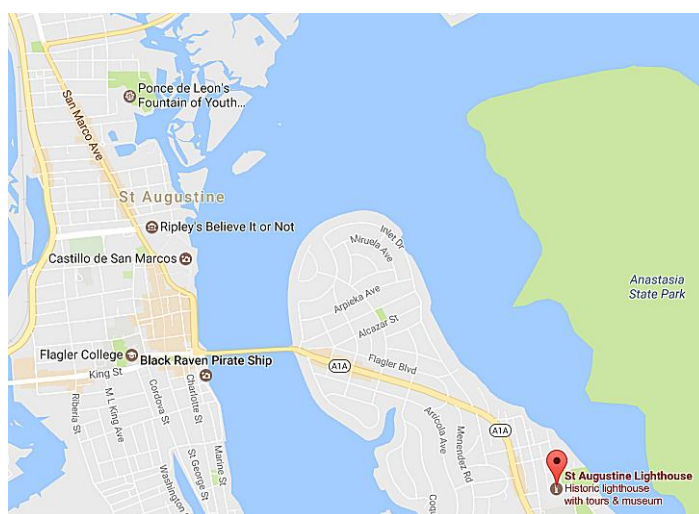


## Day 64 & 65 – Thursday 16<sup>th</sup> & Friday 17<sup>th</sup> March

All Day – Touring St. Augustine area, including Fort & Lighthouse

Saint Augustine is known as the "Ancient City".

### Castillo de San Marcos




Throughout its history, the Castillo de San Marcos National Monument has been closely intertwined with the city and the neighboring structures which served as the city's outer defenses - Fort Mose to the north and Fort Matanzas to the south. The Castillo and the town serve as outstanding reminders of the might of the early Spanish empire in the New World.

Given the architectural details, it's hardly surprising that Castillo de San Marcos took 23 years to build (from 1672 to 1695).

Numerous historic events have taken place within the walls of this ancient stalwart including the imprisonment of Seminole tribe leader Chief Osceola after he was captured in 1837. Fabricated of coquina, a virtually indestructible limestone comprised of broken sea shells and coral, the walls of the fortress remained impenetrable through 300 years of enemy shelling and pounding by violent storms.

### Lightner Museum



History buffs will adore the many museums in the area. The Lightner Museum is among the most unique, featuring an intriguing array of items, from shrunken heads and mummies to stunning collections of stained glass and crystal.

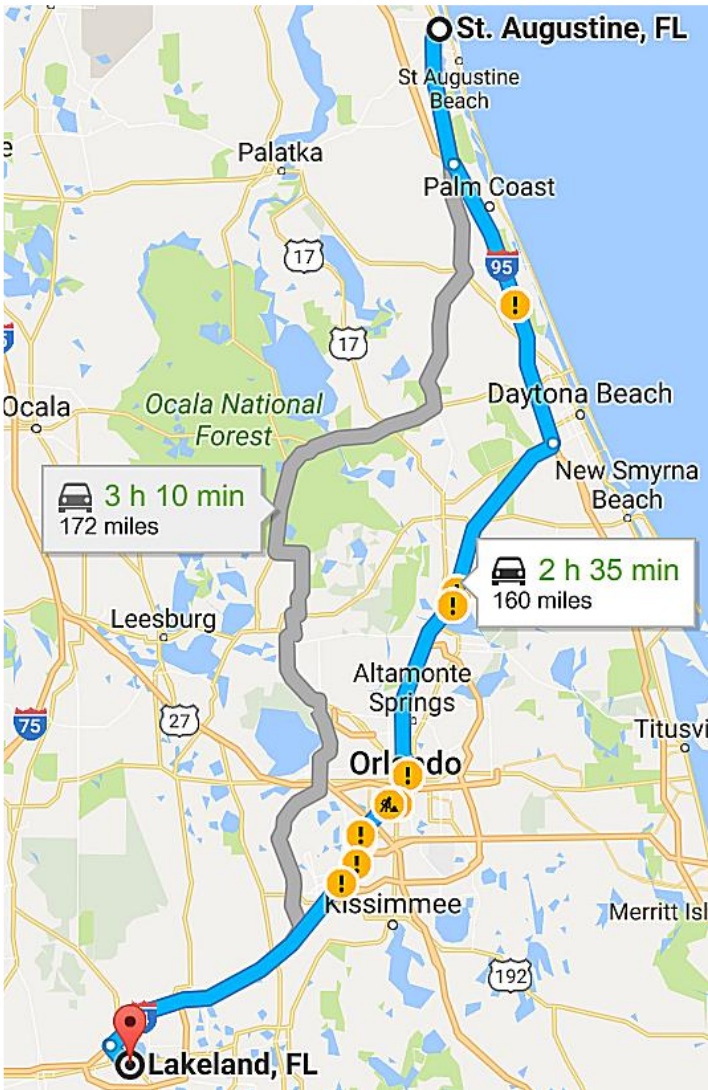
When it opened its doors in 1889, Henry Flagler's Alcazar Hotel delighted guests with its gigantic indoor pool and retractable roof, casino, spa, and movie theater. O.C. Lightner jumped at the opportunity to live in the hotel when it became available for purchase and house his unique collections here.



### St Augustine Lighthouse & Maritime Museum

A Spanish watchtower, built in the late 1500's was the predecessor of the present St. Augustine Lighthouse. St. Augustine is the site of the oldest, permanent aid to navigation in North America. A series of wooden watchtowers evolved into Florida's first lighthouse.

The Lighthouse is St. Augustine's oldest surviving brick structure, and today the site is restored to colours and materials used the year 1888. In 1876, a brick light keeper's house was added to the property, a triplex that held two families and a young, single, 2nd assistant keeper, most often of Menorcan descent.



### Day 66 – Saturday 18<sup>th</sup> March

06:00 – Travel to Lakeland

Get onto US-1 S / N Ponce de Leon Blvd.

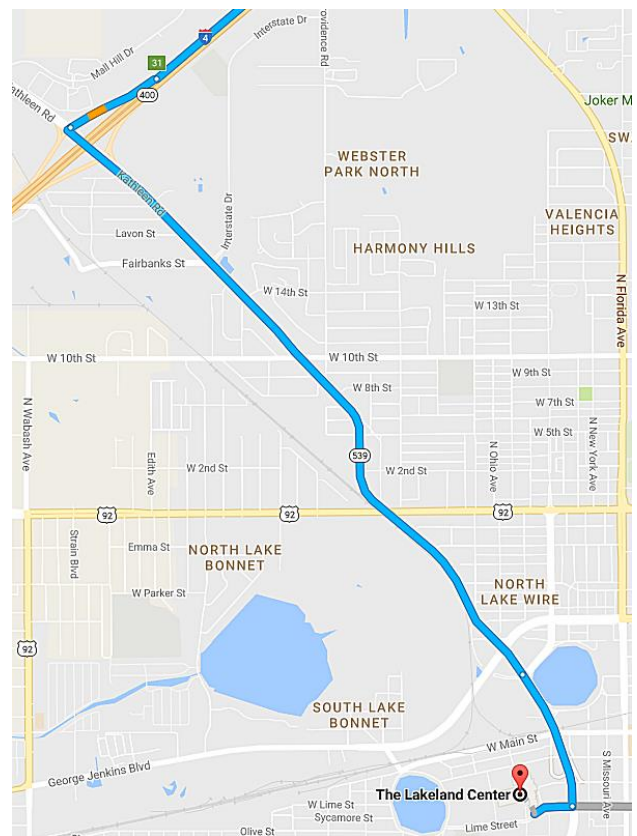
Merge left into I-95 S.

Use right 2 lanes to take exit 260B (near Daytona) and merge into I-4 W.

Pass through Orlando on I-4 and continue.

Take exit 31 towards FL-539 / Kathleen / Lakeland.

Use left 2 lanes to turn left into FL-539 / Kathleen Rd.



08:45 – Lakeland Craft Expo (Alexa)

Continue along Kathleen Rd which becomes Sikes Blvd.

Turn Right into Lime Street.

Continue past Orange St. W.

Lakeland Center is on the right.

09:00 – Day Touring to Area (Mark)

Possible visits to aviation museum or Tampa area.


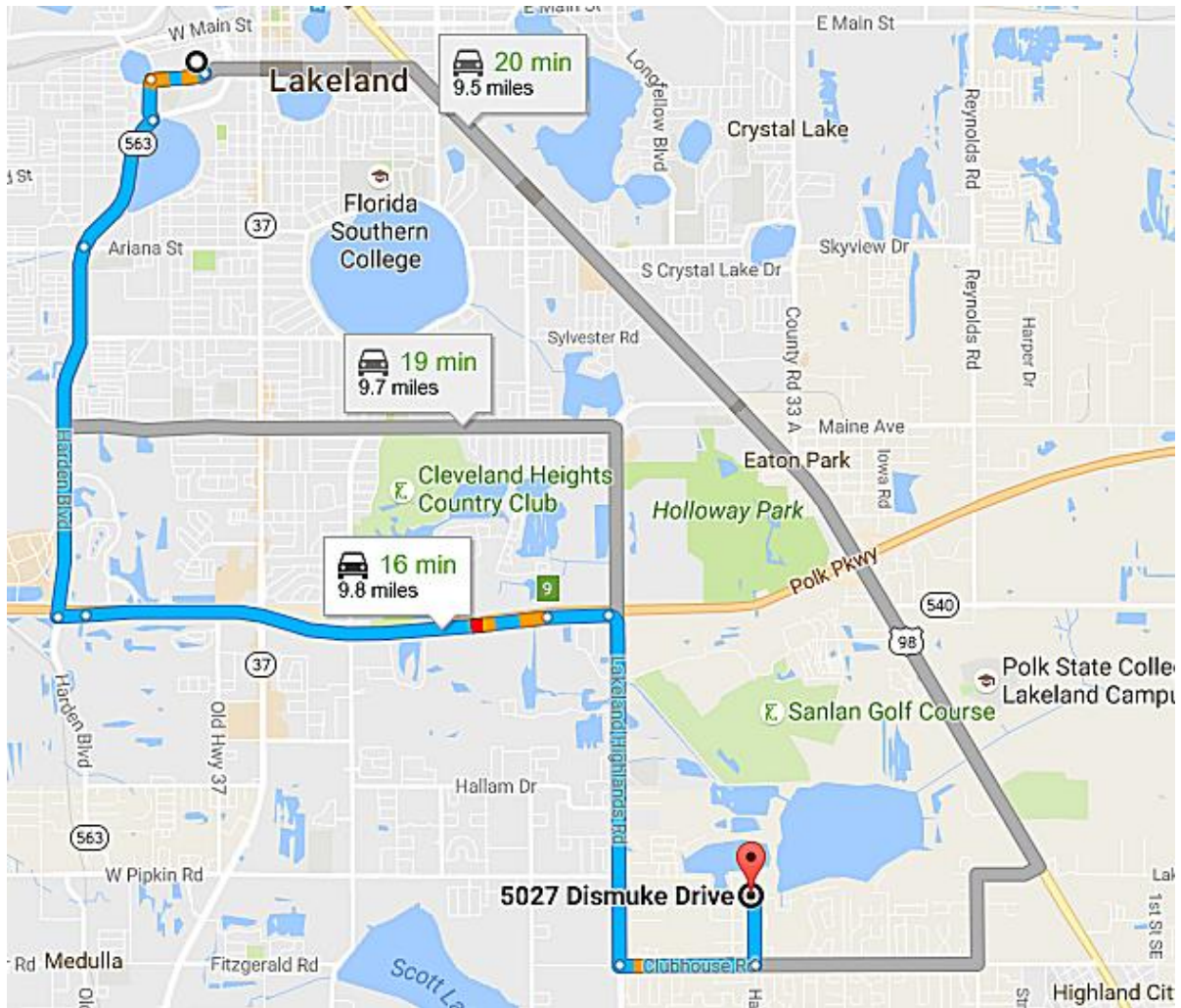
18:00 – Lakeland Accommodation

Organisation: Airbnb

Host: Tanya & Jose

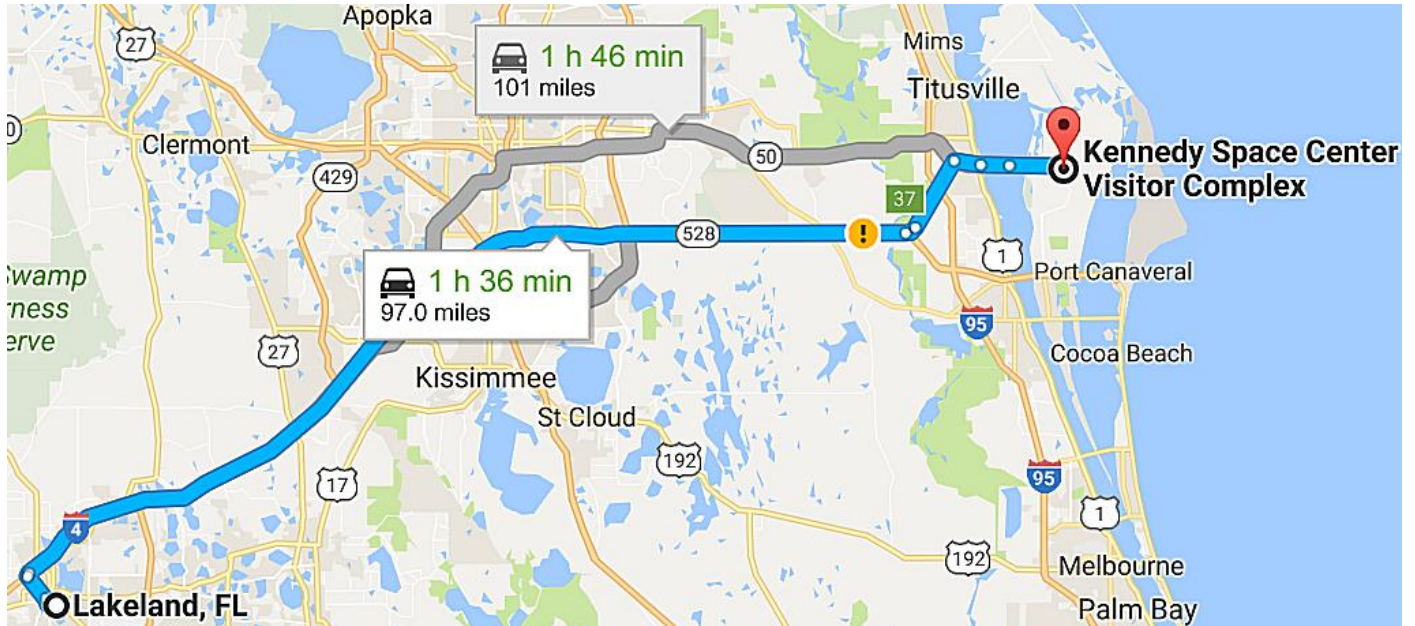
Address: 5027 Dismuke Drive, Lakeland, FL 33812, United States

Amount to Pay: \$0 (Prepaid Airbnb)



## Day 67 – Sunday 19<sup>th</sup> March

07:30 – Travel to Kennedy Space Centre Complex



09:00 – Kennedy Space Centre Complex

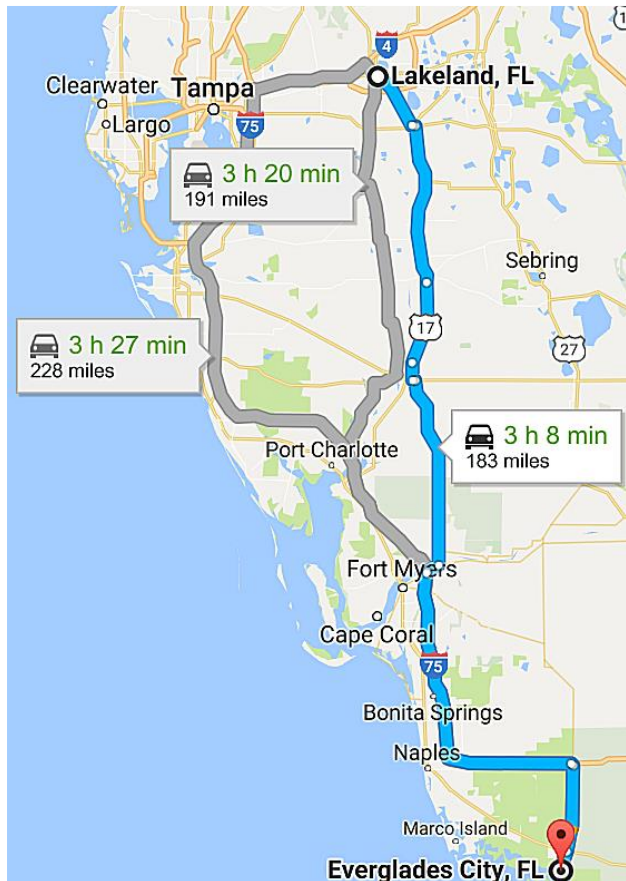
Kennedy Space Centre opens at 09:00 & closes at 18:00. Tickets cost \$40 USD + taxes

18:00 – Return to Lakeland

19:45 – Lakeland Accommodation

## Day 68 – Monday 20<sup>th</sup> March

09:00 – Travel to Everglades City via Fort Meyers & Naples

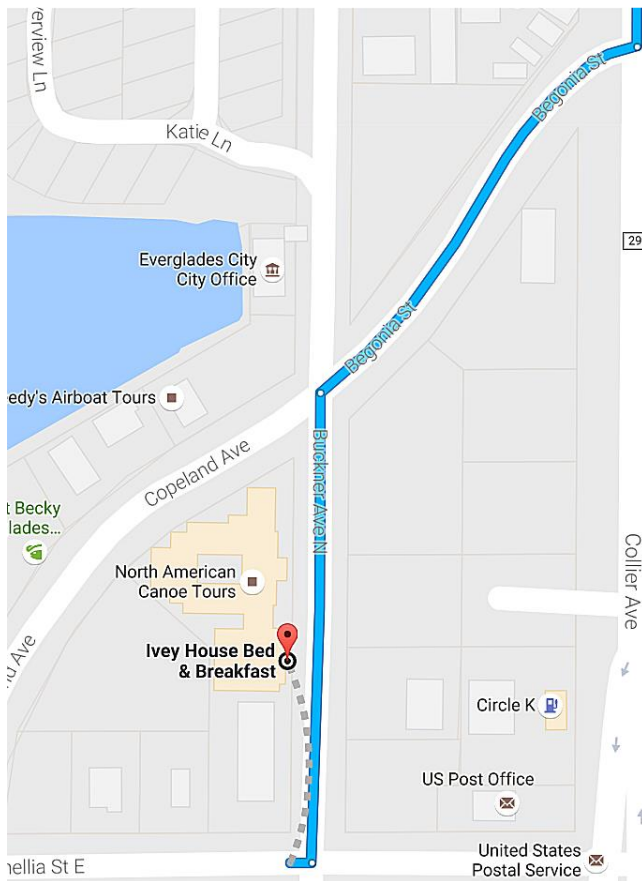


Take E Lime St to US-98 S / Bartow Rd.

Take US-27 S to FL-29S in Glades County



## 16:00 – Book into Ivey House, Everglades City



Follow FL-29S to Camellia St E in Everglades City

Turn Right into Begonia St

Turn Left into Buckner Avenue N

Ivey House B&B is on the right before Camellia St E.

### Accommodation

Accommodation: Ivey House Bed & Breakfast

Address: 107 Camellia St, Everglades City

Phone (239) 695 3299

Email: [info@iveyhouse.com](mailto:info@iveyhouse.com)

Confirmation Code:

Deposit Paid: \$108.90

Balance to Pay: \$108.90

Check In: 16:00

Check Out: 11:00



## Day 69 – Tuesday 21<sup>st</sup> March

All Day – Free Travel around Everglades City Area.

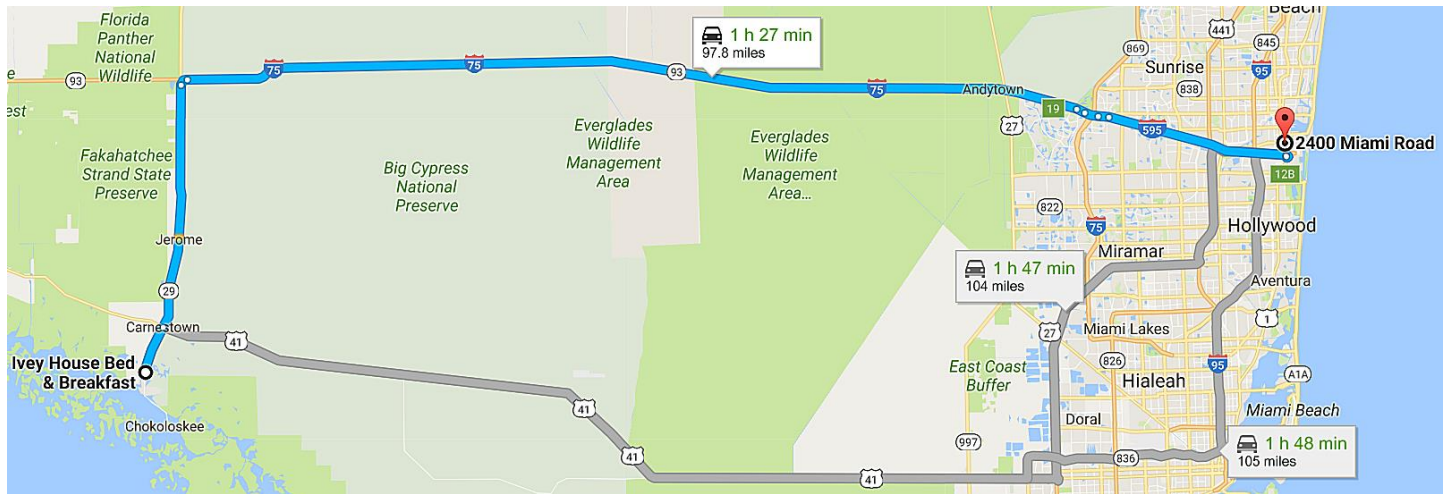


Visit Museum of the Everglades, 105 West Broadway, Everglades City.

Possibly Everglades National Park Boat Tour Western Water Gateway. Guest house should be able to provide some suggestions.

# Day 70 – Wednesday 22<sup>nd</sup> March

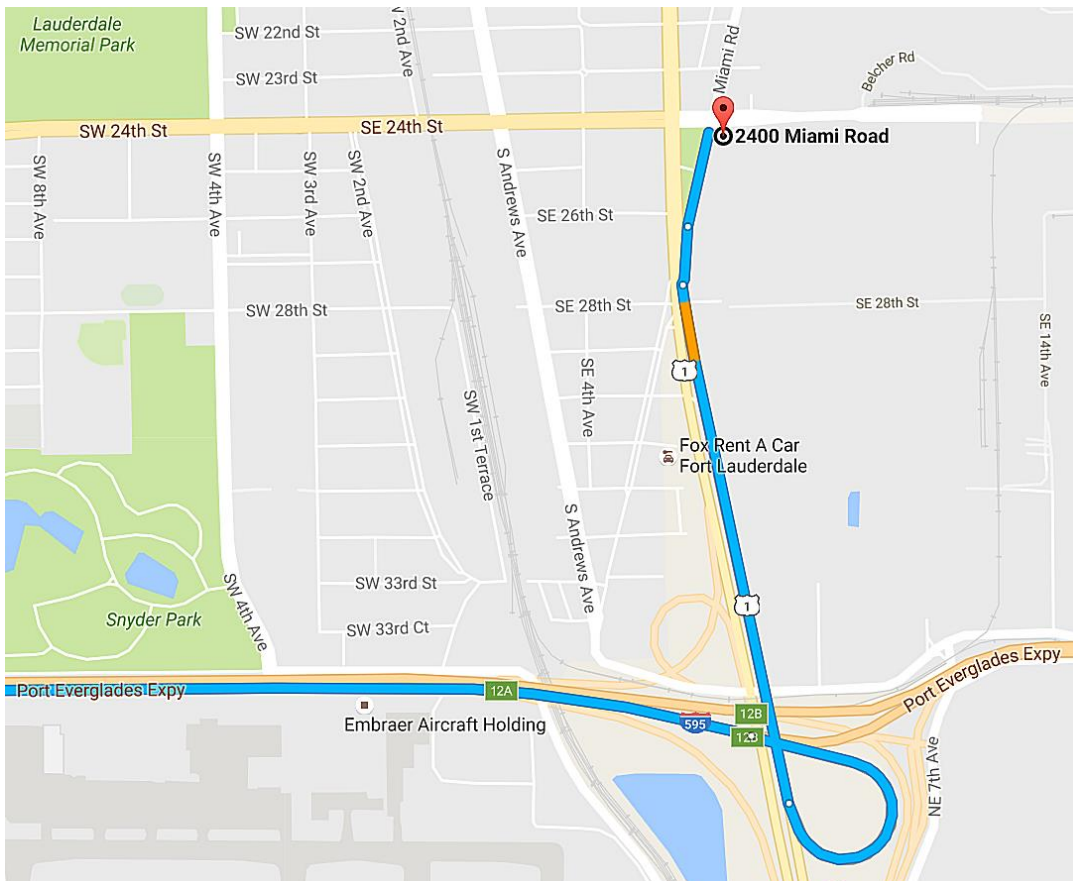
07:00 – Depart for Fort Lauderdale



11:00 – Drop Off Hire Car

Company: Dollar

Location: Port Everglades Office, 2400 Miami Road.



Use right two lanes to take exit 12B to merge to US-1 N towards Ft. Lauderdale.

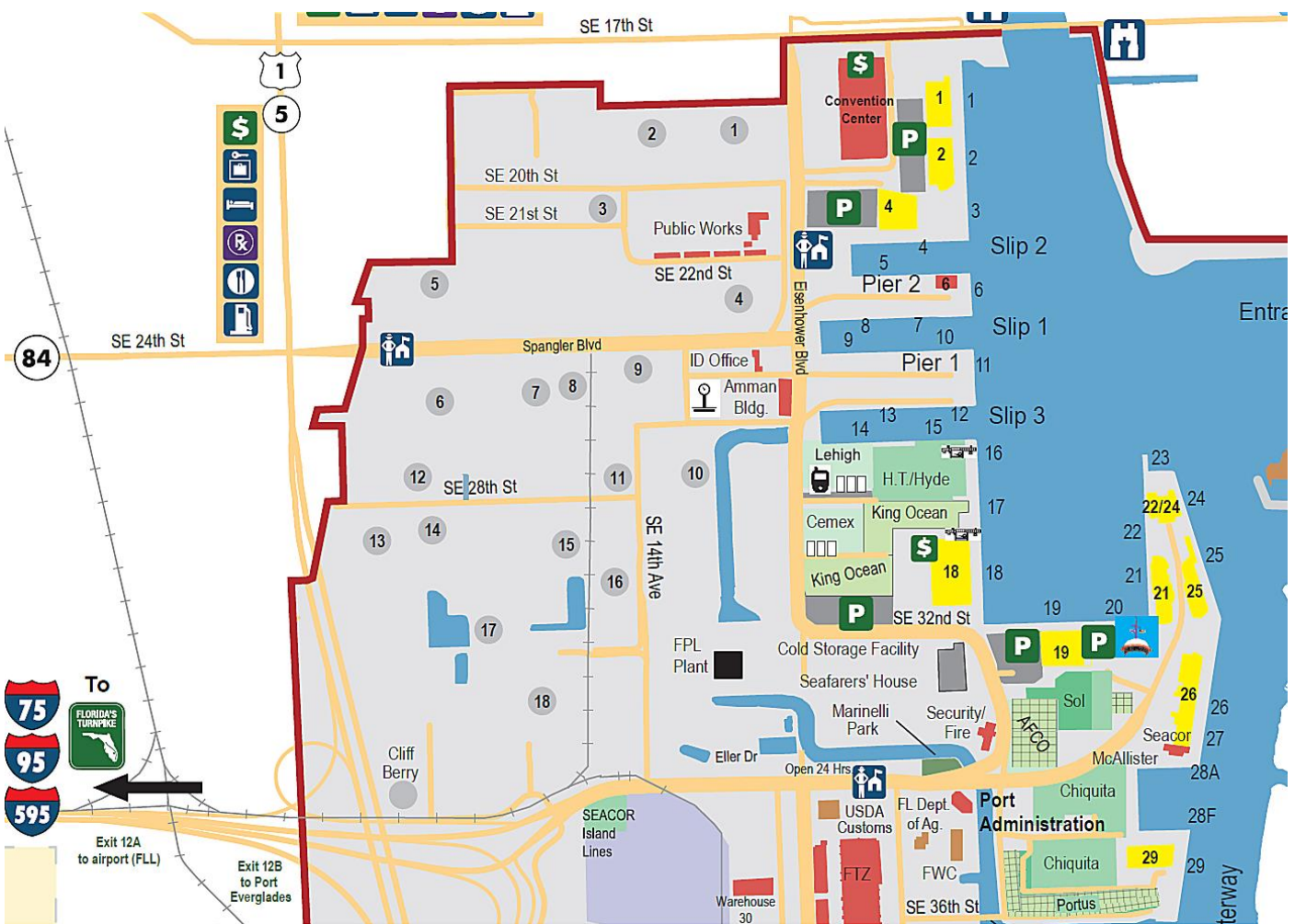
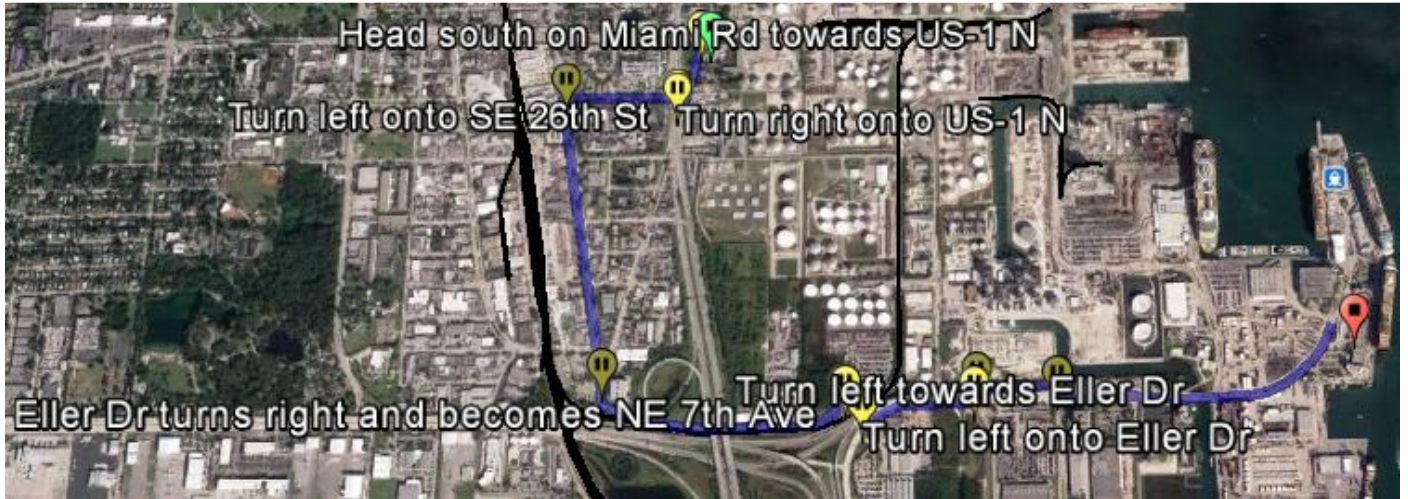
Slight right into Miami Road & continue to Dollar on the right. It is before intersection with large “Public Storage” building past the junction.

# 11:15 – Travel to Port Everglades for Holland America Cruise

Distance: 3 miles

Time: 10 mins

The departure wharf is not currently known, but it is displayed at the entrance so that we can get to the correct wharf. Probably try Eller Drive as this is where Holland America is located and there are some images with HAL ships around wharf 25 -26.



### 11:30 – Check In for Cruise

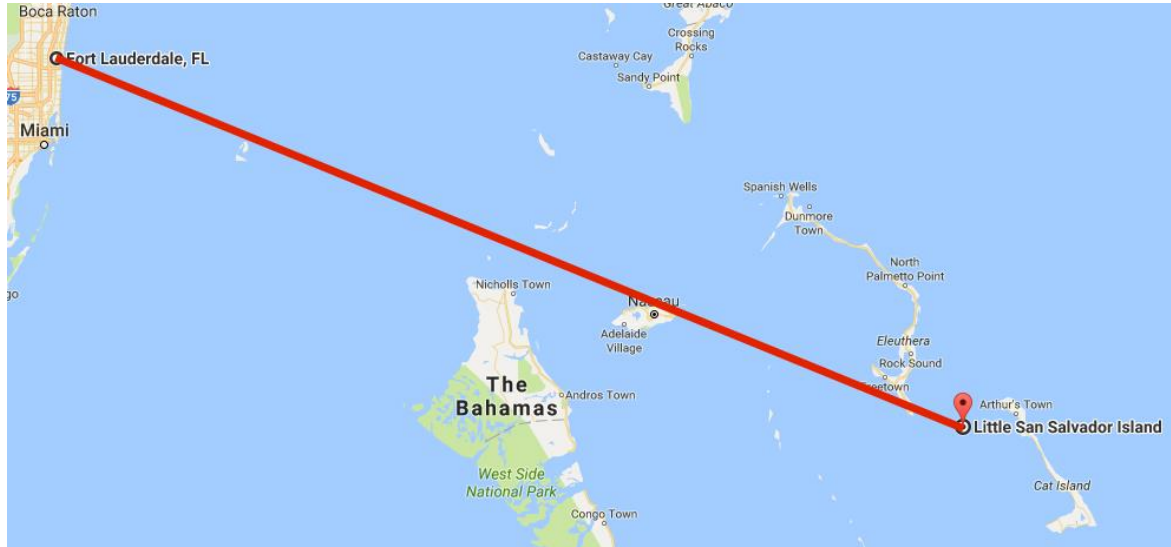
Cruise Line: Holland America Line  
Cruise Name: Panama Canal  
Cabin Number: 823

Cruise Line Reference:  
Ship Name: MV Veendam  
Departure: Ft Lauderdale at 16:00

### 13:00 – Boarding Commences

Refer to email that indicates that we do not need a boarding pass to embark on the Veendam, but passports will be required.

### 16:00 – Cruise Departs



### Day 71 – Thursday 23rd March

### 08:00 – Arrive Half Moon Cay



### 17:00 – Depart Half Moon Cay

## Day 72 – Friday 24<sup>th</sup>

All Day – At Sea

16:00 – Oz Contingent “Happy Hour”

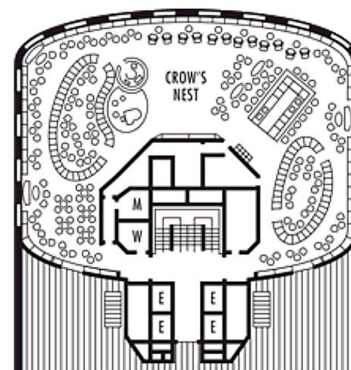
Crow’s Nest bar for a meeting of the Oz travellers – use AFT Lifts.

Oz Traveller’s List (so far)

Mark & Alexa	Robert & Margret
Judy & Sharleen	Ken & Carmen
Gaynor & Carole	Sandra & Simon

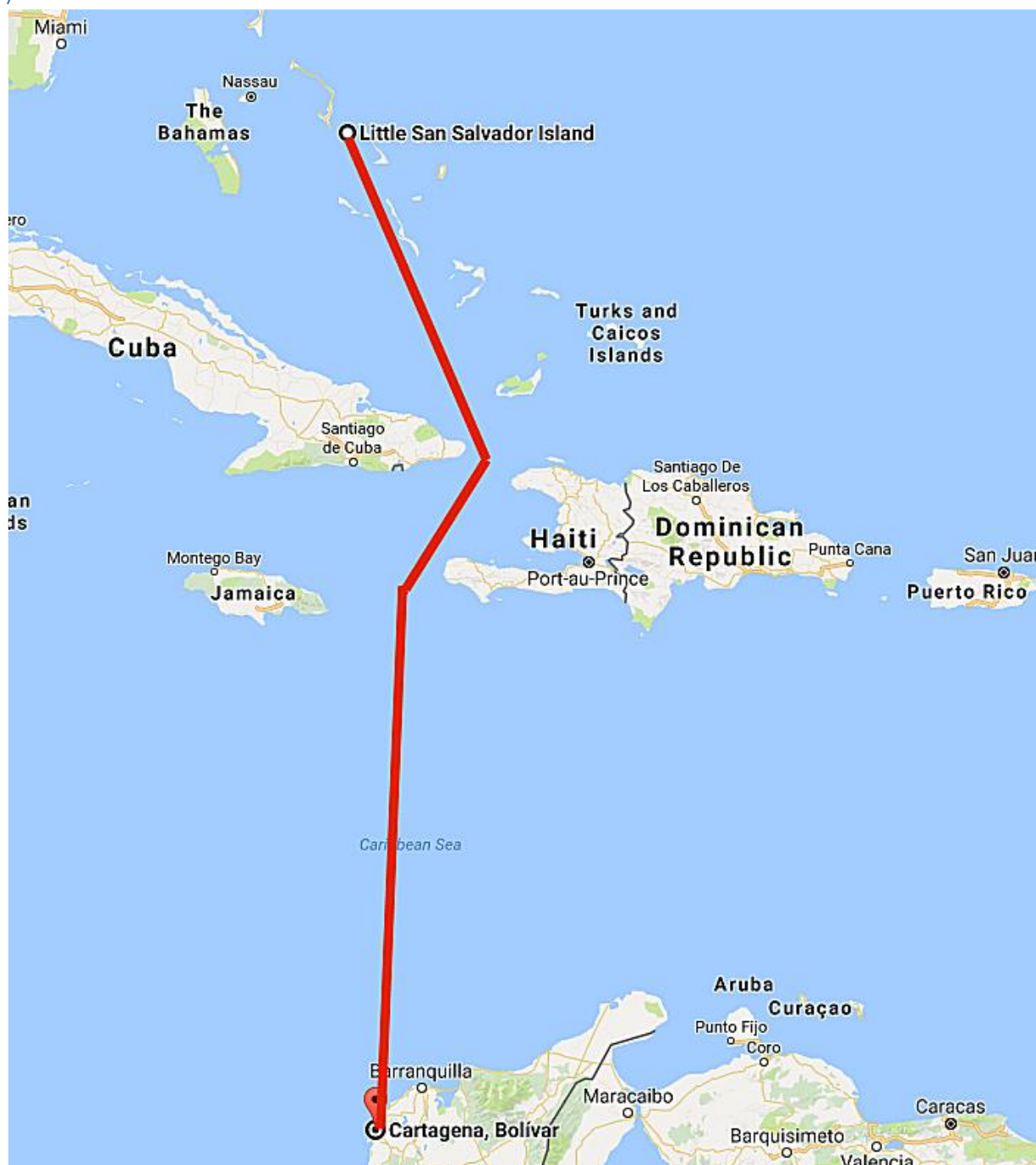
Veendam Decks

Deck 12: Sports Deck



## Day 73 - Saturday 25<sup>th</sup> March

All Day - At Sea



## Day 74 – Sunday 26<sup>th</sup> March

07:00 – Disembark at Cartagena

07:30 – City Tour

Tour: Cartegana Tour 🗺️

**Balance Owing:** USD \$65 per person

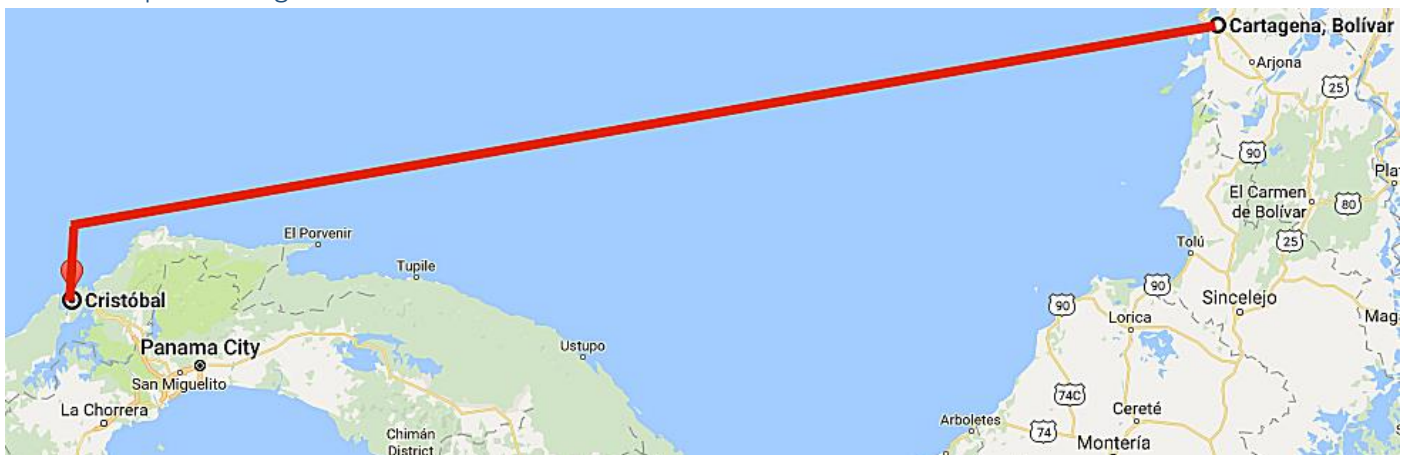


We will meet you as soon as you arrive in Cartagena and get off the ship, when you come down from the gangway, follow the walkway and we will be at the end of the pier (70 meters , 280 ft.) we will be with a sign and your name on it "Dora 2 Group ". (Don't move from there). Staff will be there wearing green jackets.

We begin our tour in Manga where we will see great mansions built at the beginning of the XX Century.

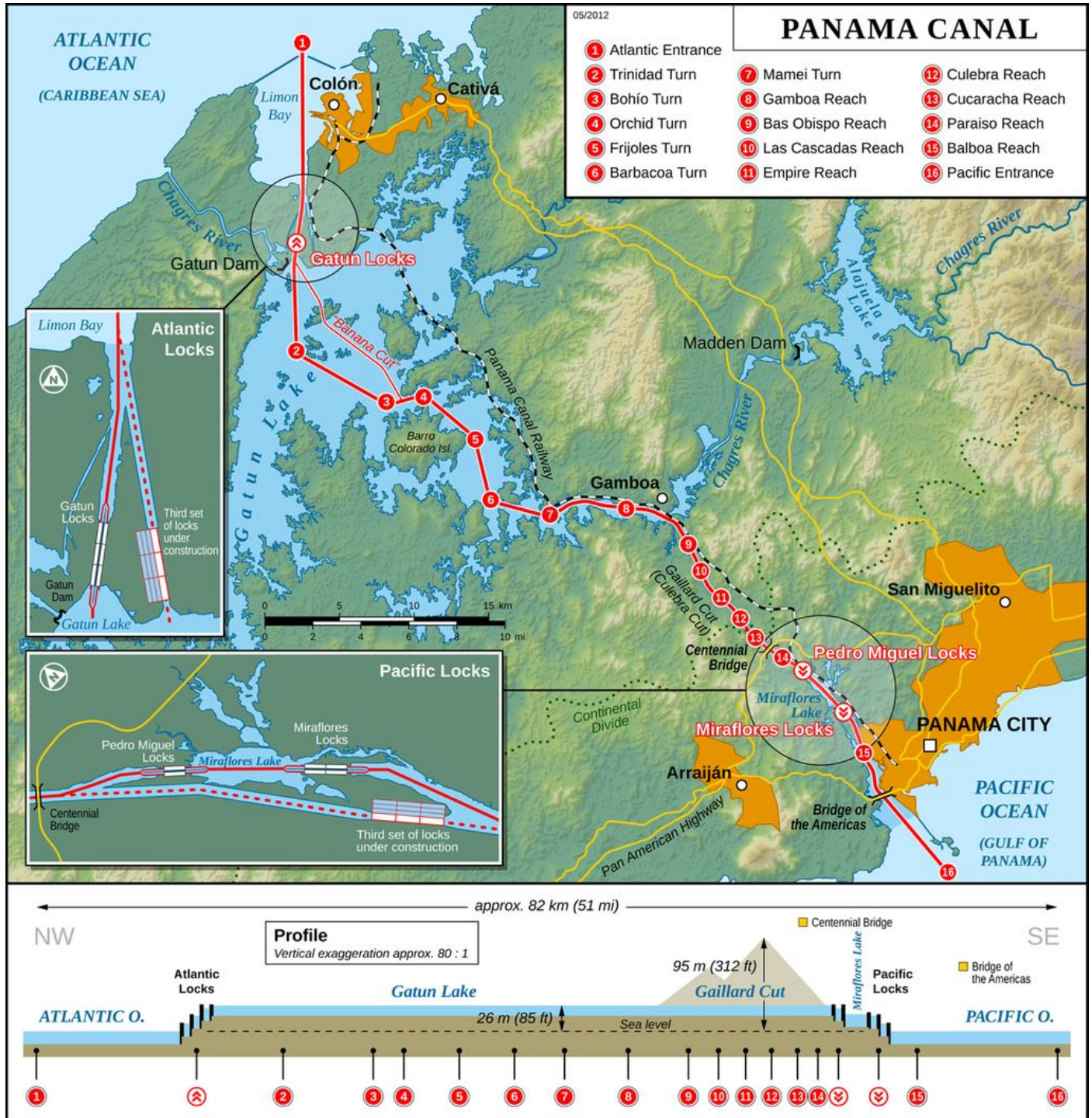
We visit the main monuments of the city. We start at the hill of La Popa from where, besides visiting the monastery and the chapel, we will be able to admire a fantastic view of the city. Following we head towards the San Felipe de Barajas Fort, the most important fort built in the whole American continent. Photo Stop. Next we walk and drive around the walled area - old city admiring houses and plazas such as Plaza de Santa Teresa, Plaza de Bolivar, Plaza de la Aduana, Plaza de los Coches, full of history and legends. Photo stop at the Palace of the Inquisition. We do a stop at the Dungeons, which today are 23 handcraft shops. We Visit a Church called San Pedro Claver Church.

13:00 – Depart Cartagena



Day 75 – Monday 27<sup>th</sup> March

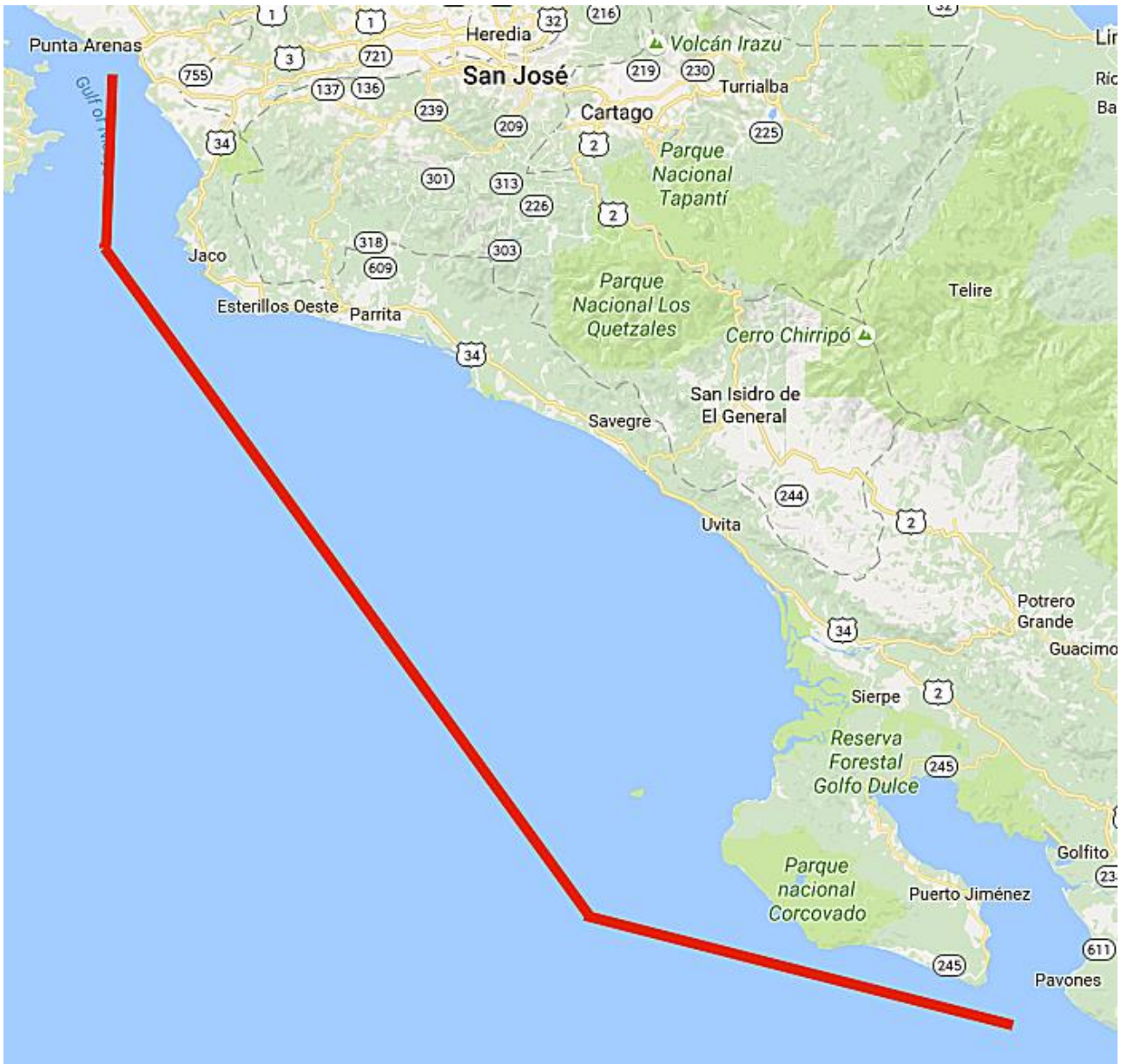
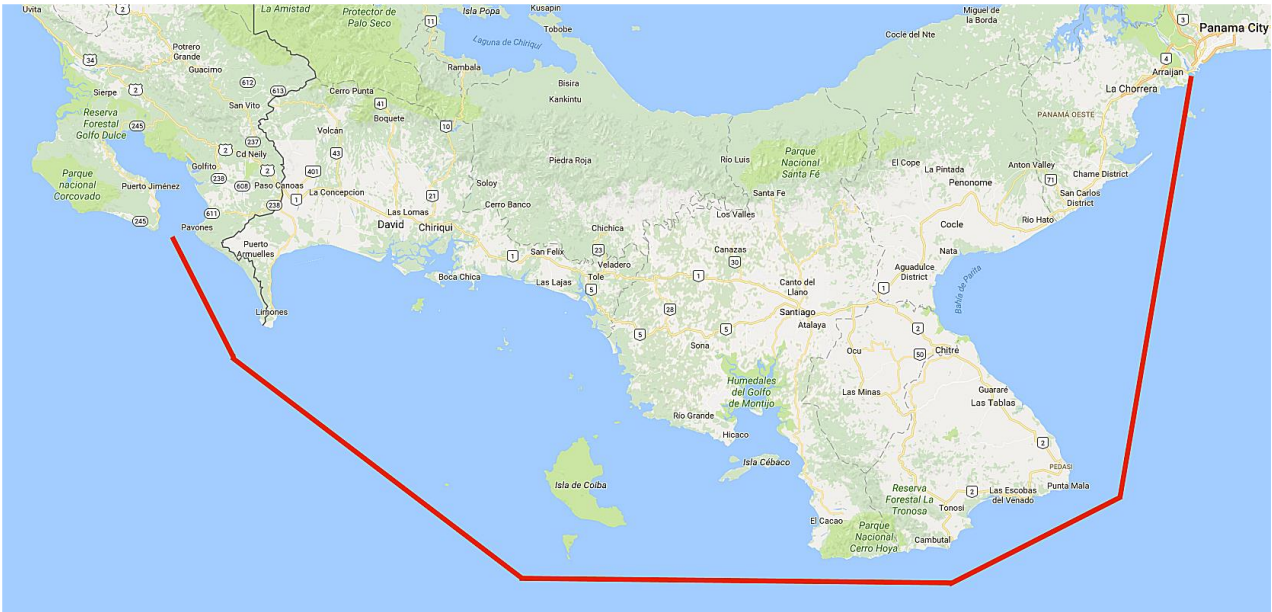
05:00 – Enter Panama Canal (Christobal)



19:00 – Exit Panama Canal (Balboa)

# Day 76 – Tuesday 28<sup>th</sup> March

All Day – At Sea (Cruising Golfo Dulce and on to Punta Arenas)





## Day 77 – Wednesday 29<sup>th</sup> March

07:00 – Arrive Puerto Caldera (Puntarenas)



Puerto Caldera



Puntarenas

### 08:00 – 10-in-1 Tour

Tour Company: Odyssey Tours 📍

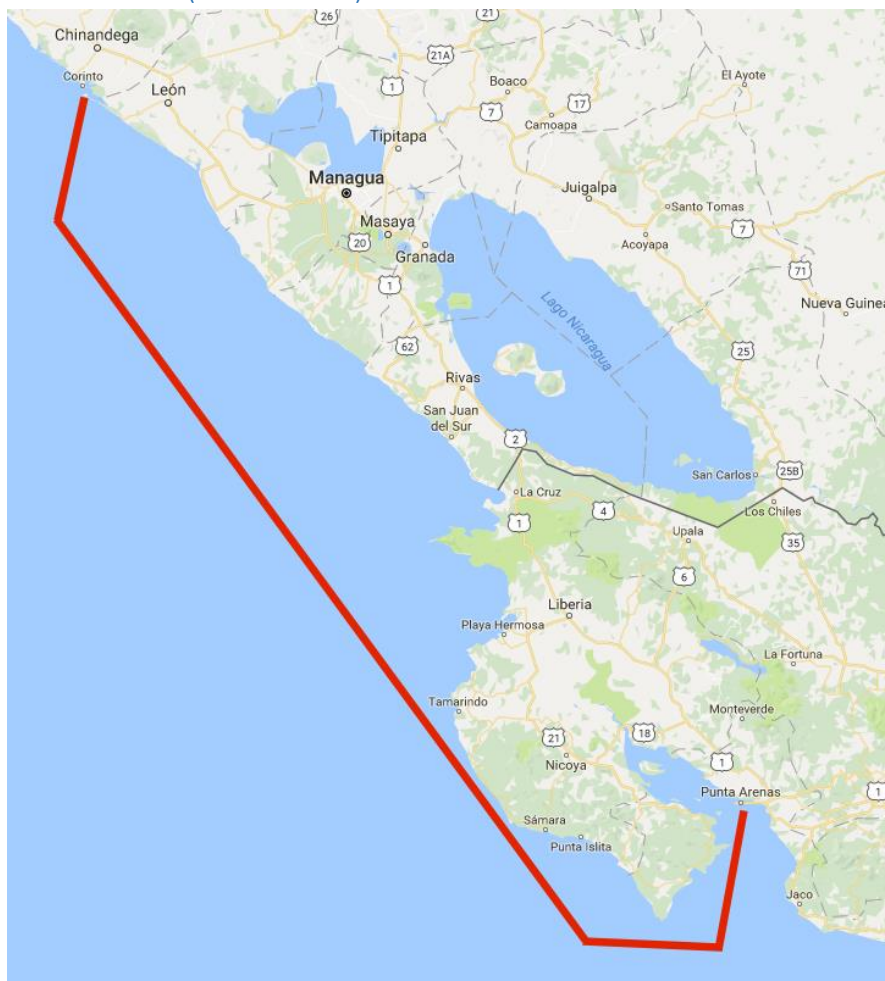
Pick up time in Caldera or Puntarenas port. We will have a sign reading Odyssey tours and tour name **"10 in 1 All Puntarenas highlights"**. **Payment is fine on same day of the tour in cash or credit card so all we need is your confirmation to book your spaces.**

- (1) First stop to monkeys on their natural habitat (the forest mostly dry in here than rainy). We also have fun taking you off the beaten paths.
- (2) 10:00am Second stop to take the crocodiles river cruise on the Tarcoles river, bird watching paradise as safari through the unique mangrove forest, there will be also the spectacular jumping crocodile show when the captain of the boat feeds the largest croc with a piece of fish or chicken.
- (3) 11:15am Drive uphill the Carara rain forest park to learn more of the rain forest, waterfall view and looking for scarlet macaws and toucan birds on their nesting area.

- (4) 12:25pm Enjoying Lunch at lovely local restaurant by the beach with great view and better food.
- (5) 1:25pm Visit to lovely Punta Leona beach, white sand beach surrounded by forest.
- (6) 2:25pm Visit to the local village to learn about the real Costa Rica and our Pura Vida lifestyle (happiest people in the world Check more)
- (7) stop at local store for coffee and souvenirs with lots of woodcraft
- (8) you can see the local artisans working the wood and others
- (9) 2:55pm Heading back to port with quick stop at local farmers markets to learn about some important fruits and taste real flavored fruits naturally grown.
- (10) 3:45pm Puntarenas city tour before we finish our tour.

16:00 - Drop off in Caldera or Puntarenas dock.

17:00 – Depart Puerto Caldera (Puntarenas)



## Day 78 – Thursday 30<sup>th</sup> March

10:00 – Arrive Corinto

Tour Company: Julio Tours 🇸🇻



### Your Tour Includes

Transportation to and from Corinto, all entrance fees, tour guide, lunch

Cost: \$60.00 USD per person

**Payment in US cash dollars only will be collected by Julio Tours during your lunch.**

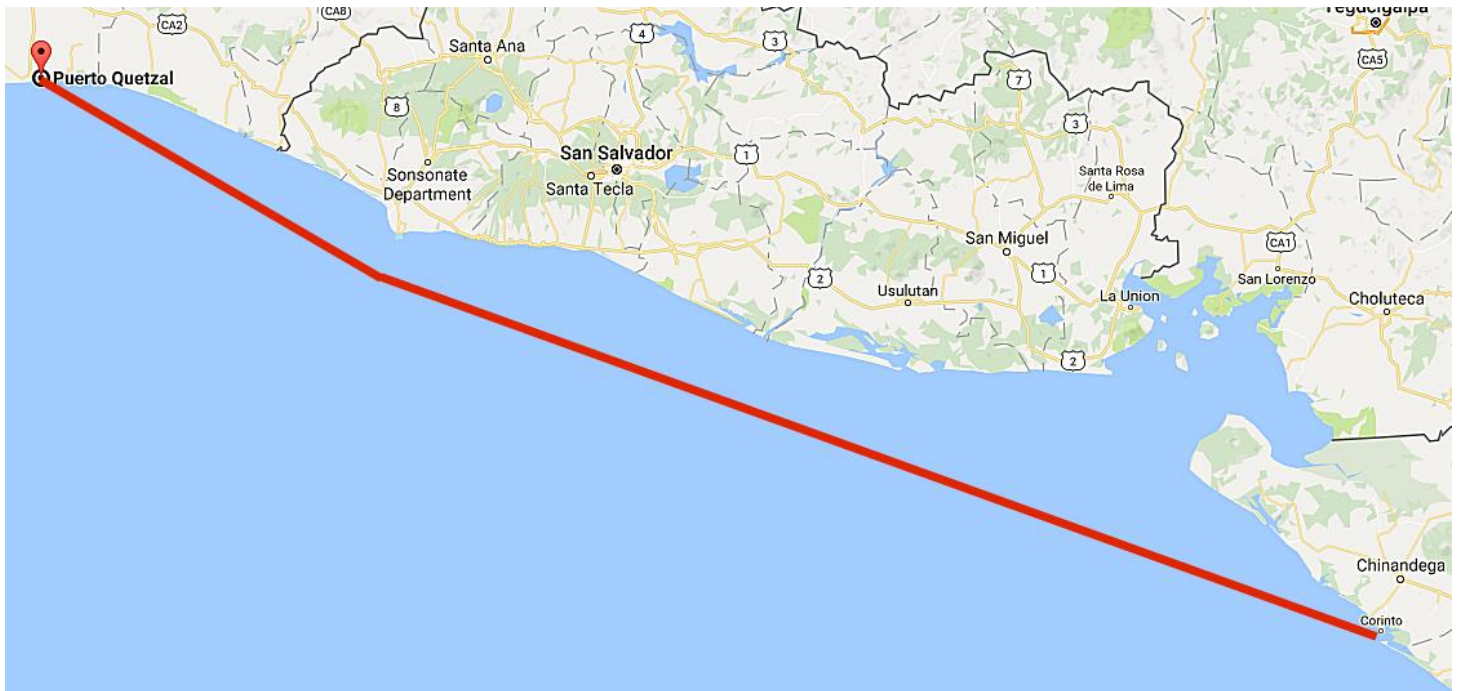
Once, you disembark from the ship you will walk 100 meters to the exit at Gate 3. Please walk past the many tour buses owned by the ship, where **Julio Tours Guide will be waiting for you with a sign with your name on it.**

We will begin our tour with a one hour drive to the city of Leon. On our way, we will stop so you can take pictures of three of our countries most beautiful volcanoes, San Cristobal being the largest and still active to this day.

Arriving in Leon, we will take a short sightseeing tour by car to give you an idea of the layout of the city. Then together we will park and explore this fascinating old city up close on foot. The walking tour will last one hour. We will start in one point of Leon City and continue walking to different sites including the main square. We will pass by some emblematic buildings and by our impressive Cathedrals built hundreds of years ago in the Spanish time. We will visit the bustling central market like a native. All these building have cultural, spiritual and artistic significance. We will enjoy the Fresco paintings and statues that fill them all.

At this point, you will have 30 minutes to walk freely while you explore at your own pace and photograph a city that has been a favorite of visitors for hundreds of years. At the end of this thirty minutes we will resume our walk together and visit one of the most beautiful and impressive Art Galleries in Central America, The Ortiz Gurdian. The art includes everything from Flemish masterworks from the 1400's to Picasso and modern artist. This visit will be about 45 minutes.

18:00 – Depart Corinto



Day 79 – Friday 31<sup>st</sup> March

09:00 – Arrive Puerto Quetzal



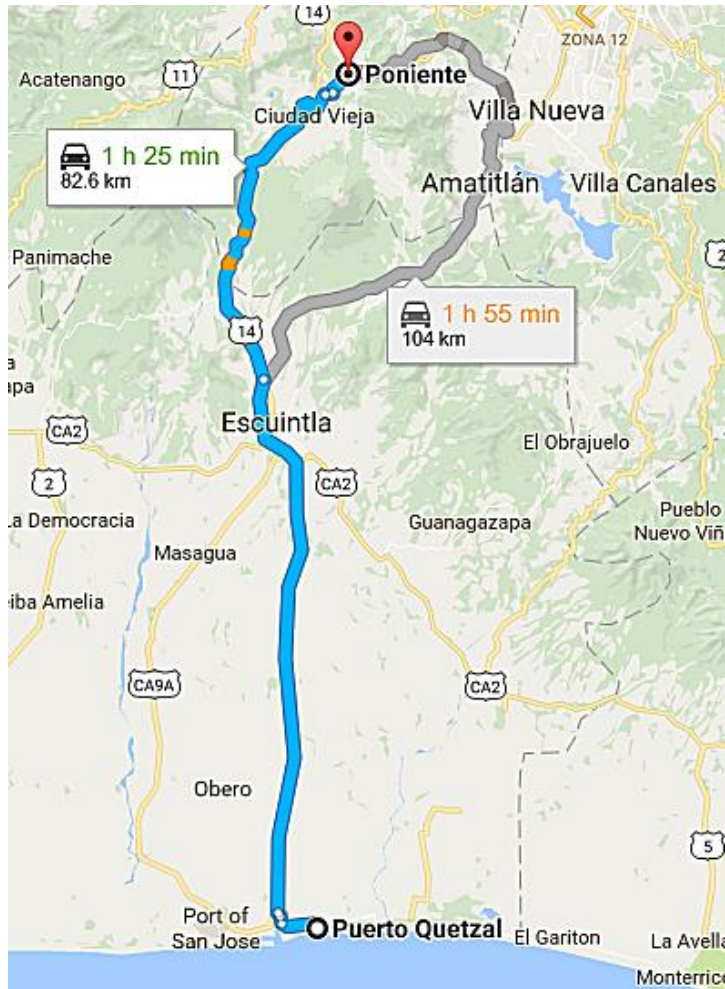
10:00 – Shore Excursion – Antigua On Your Own

Company: Holland America Line

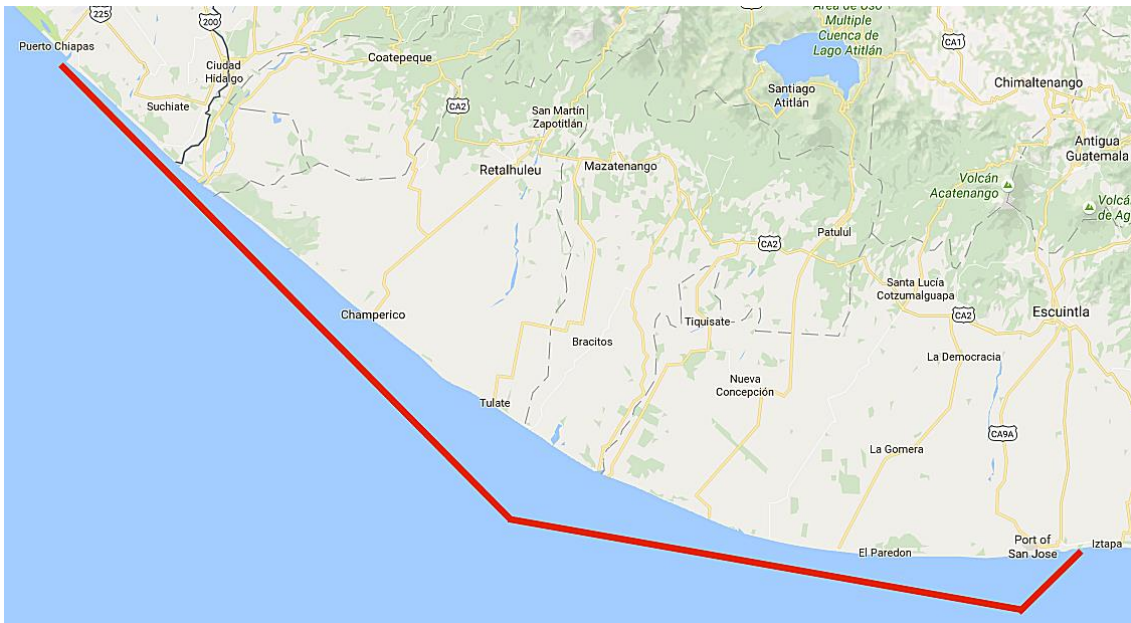
Confirmation Number:

No of People: 2

Amount To Pay: \$0 (prepaid to HAL)



19:00 – Depart Puerto Quetzal



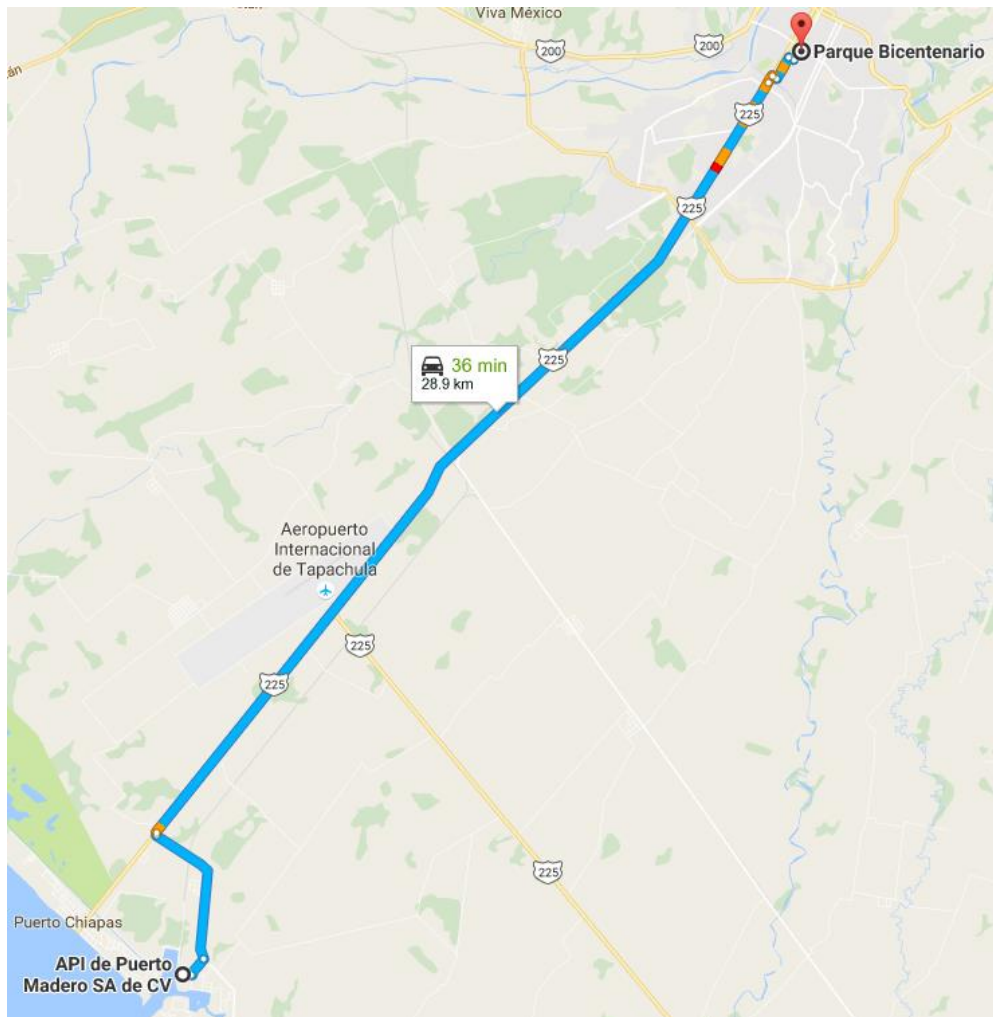
Day 80 – Saturday 1<sup>st</sup> April

07:00 – Arrive Puerto Chiapas

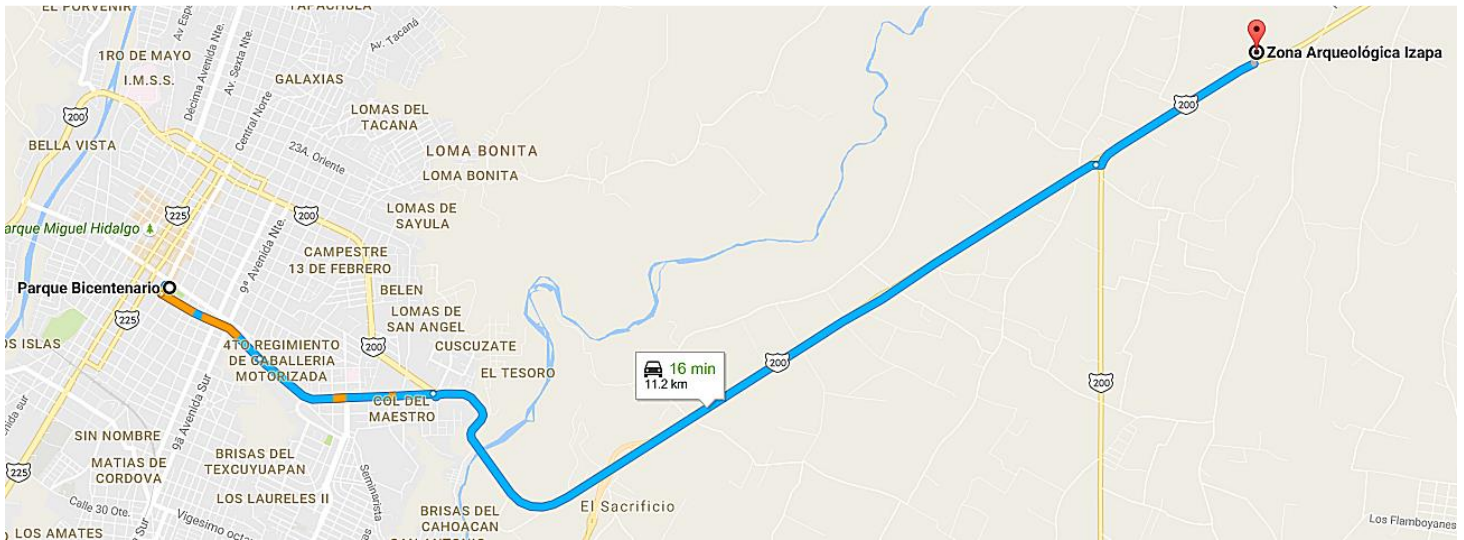


## 09:00 – Travel to Tapachula

Look for shuttle to Tapachula outside of the wharf. They run every half hour or so each way.



10:00 - Visit Izapa Archaeological Site



Try to get Taxi out to the site & back.



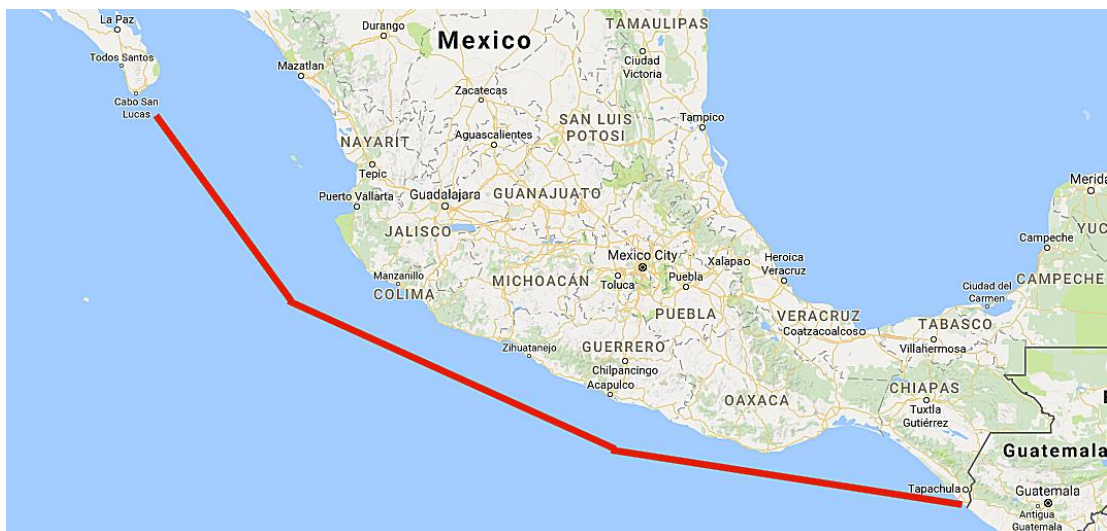
12:00 – Look Around Tapachula

13:30 – Shuttle Back to Puerto Chiapas

16:00 – Depart Puerto Chiapas

Day 81 & 82 – Sunday 2<sup>nd</sup> & Monday 3<sup>rd</sup> April

All Day – At Sea





## Day 83 – Tuesday 4<sup>th</sup> April

07:00 – Arrive Cabo San Lucas

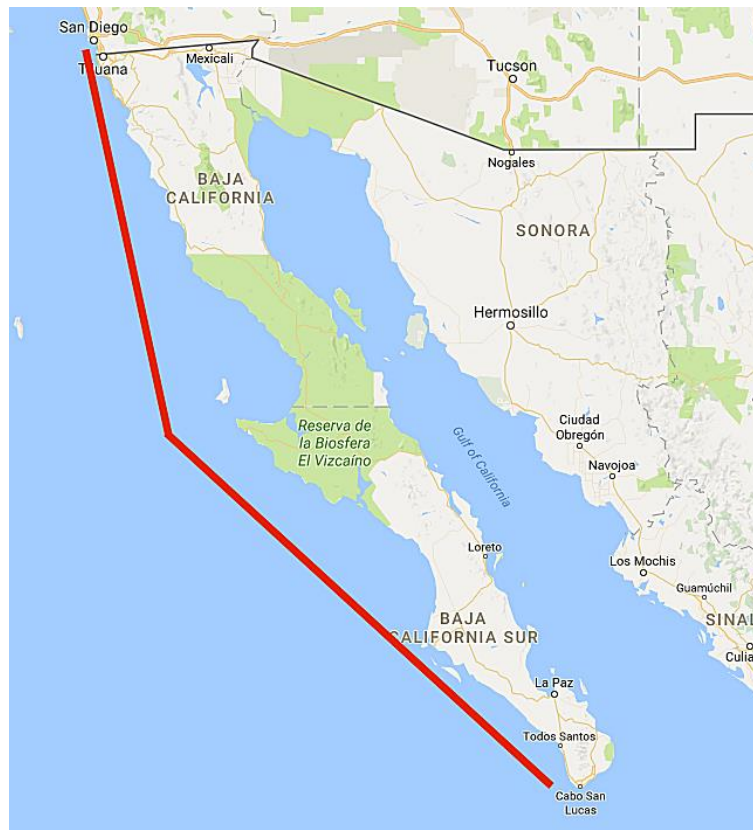


No excursion planned.

14:00 – Depart Cabo San Lucas

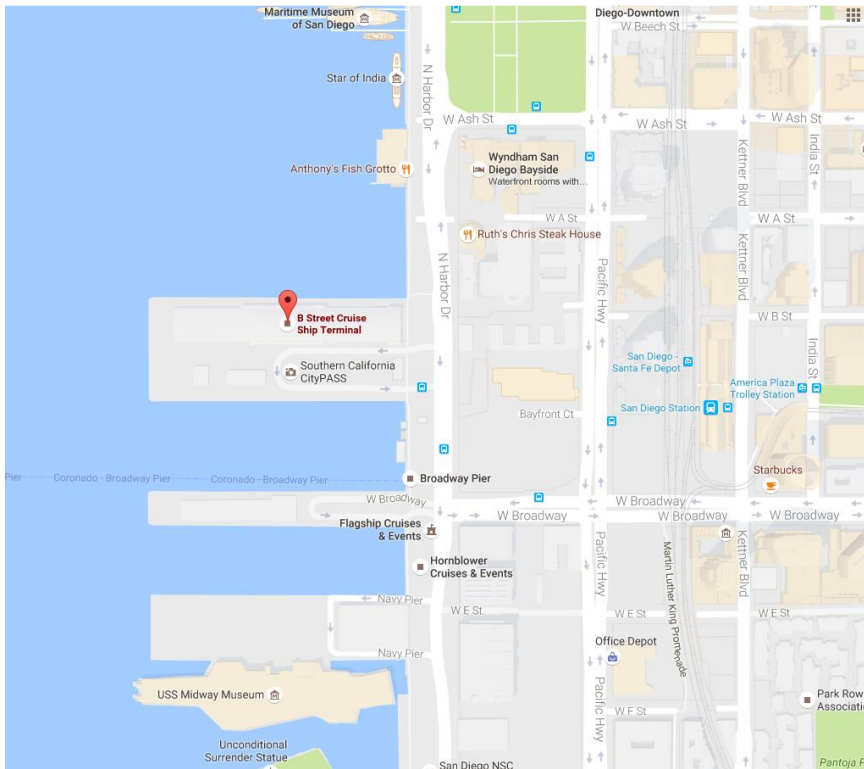
## Day 84 – Wednesday 5<sup>th</sup> April

All Day – At Sea



# Day 85 – Thursday 6<sup>th</sup> April

07:00 – Disembark San Diego



## Medications

Medications in pill or other solid form must undergo security screening. It is recommended that medication be clearly labeled to facilitate the screening process. Check with state laws regarding prescription medication labels.

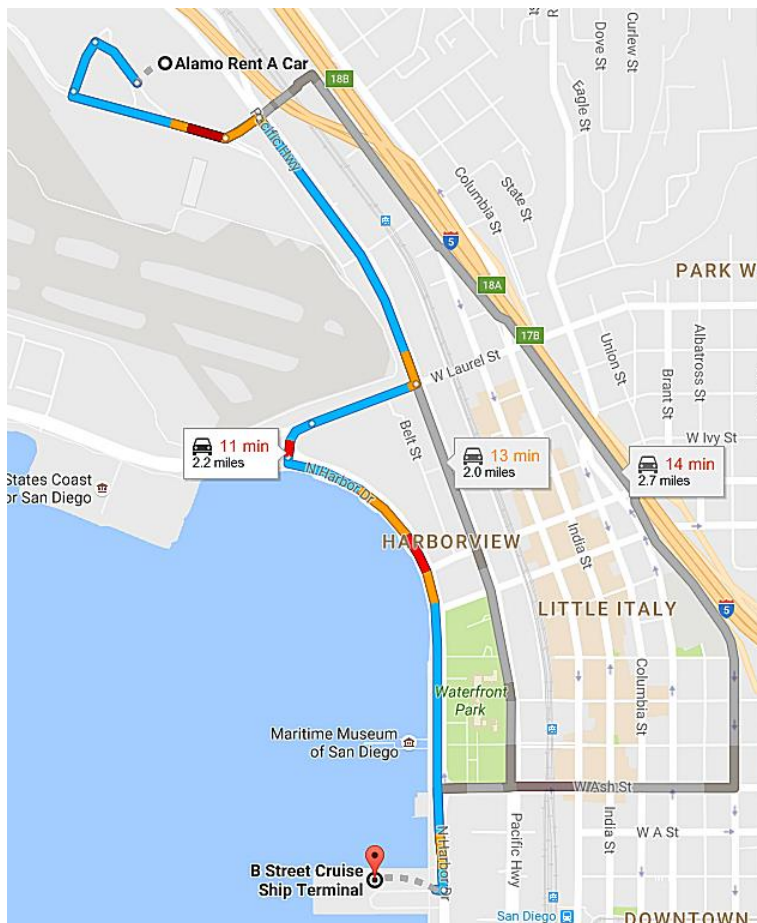
You are responsible for displaying, handling, and repacking the medication when screening is required. Medication can undergo a visual or X-ray screening and may be tested for traces of explosives.

## Inform the TSA Officer

Inform the TSA officer that you have medically necessary liquids and/or medications and separate them from other belongings before screening begins. Also declare accessories associated with your

liquid medication such as freezer packs, IV bags, pumps and syringes. Labelling these items can help facilitate the screening process.

08:30 – Taxi to Alamo Car Hire Company, San Diego Airport



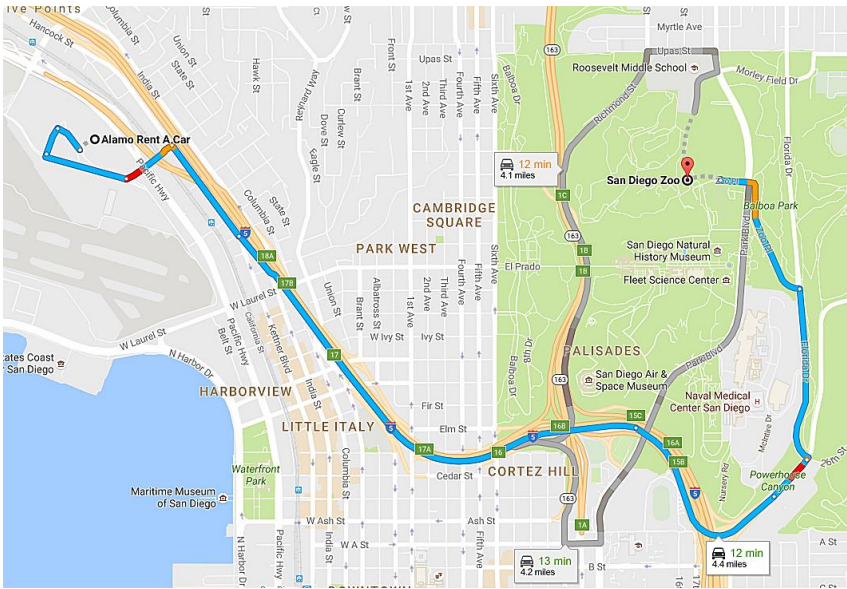
Reservation Company: VIP Cars

Car Company: Alamo


Reservation Number:

Supplier Reference:

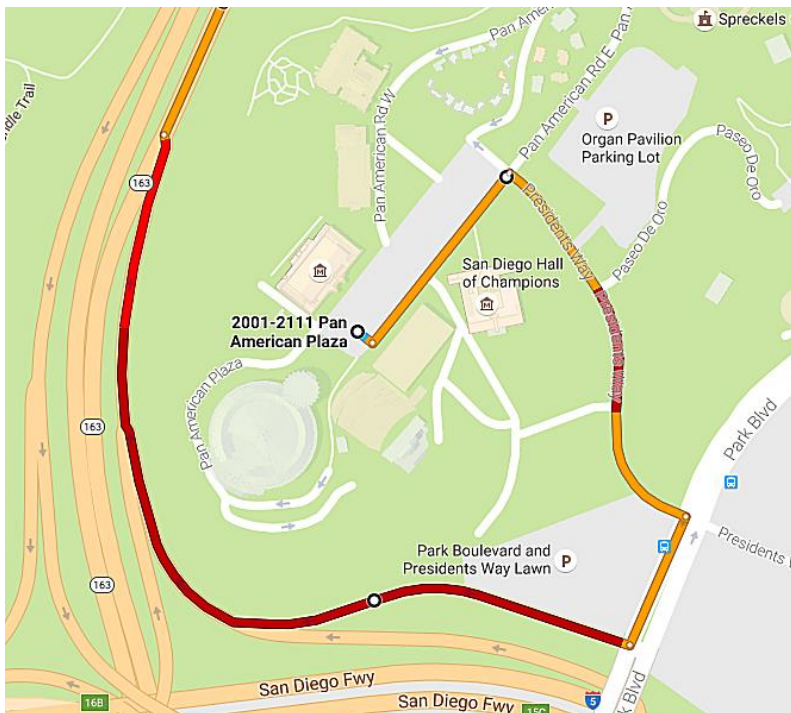
09:00 – Go To San Diego Zoo



14:00 – Leave San Diego Zoo for San Diego Air & Space Museum



16:30 – Leave San Diego Air & Space Museum

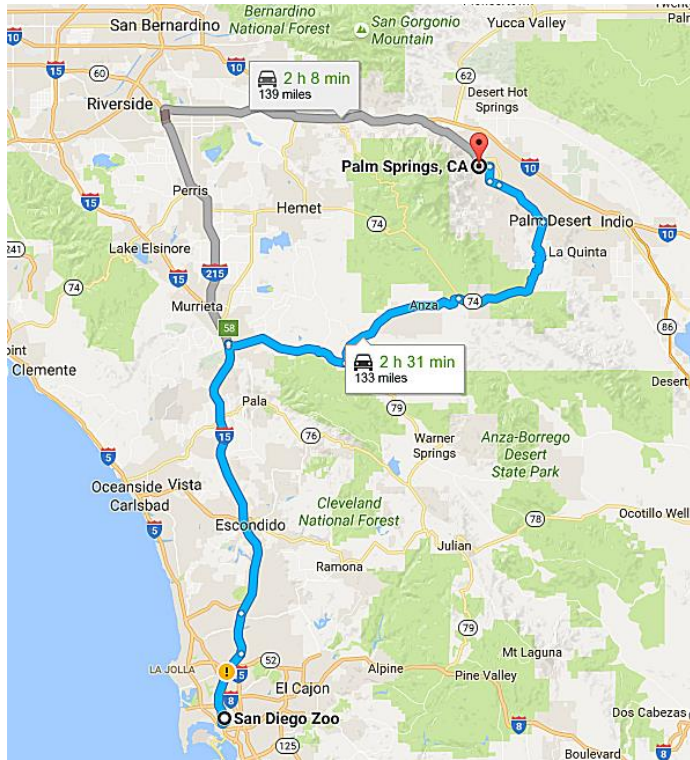


- Turn left into President's Way
- Turn right onto Park Blvd
- Turn right onto State Route 163 N Ramp
- Merge onto CA-163 N
- Continue on CA-163 N until it merges with I-15.
- Use right 2 lanes to use exit 58 to CA-79 S / Temecula Pkwy towards Indio.
- Turn left onto CA-371 E.
- Turn right onto CA-74 E / Indio.
- Use left 2 lanes to turn left into CA-111 N
- Go straight ahead into 1118 / E Palm Canyon Dr.
- Turn right into S Farrell Dr.

**Cable Car Trip & Accommodation have not been booked, so get to Palm Springs early.**

## Day 86 – Friday 7<sup>th</sup> April

Morning - Complete travel to Palm Springs



### Aerial Tramway Trip



### Tram Price

(Dec 2016): \$25.95 per adult

Hours: 1<sup>st</sup> tram up – 10:00, Last tram down – 21:45

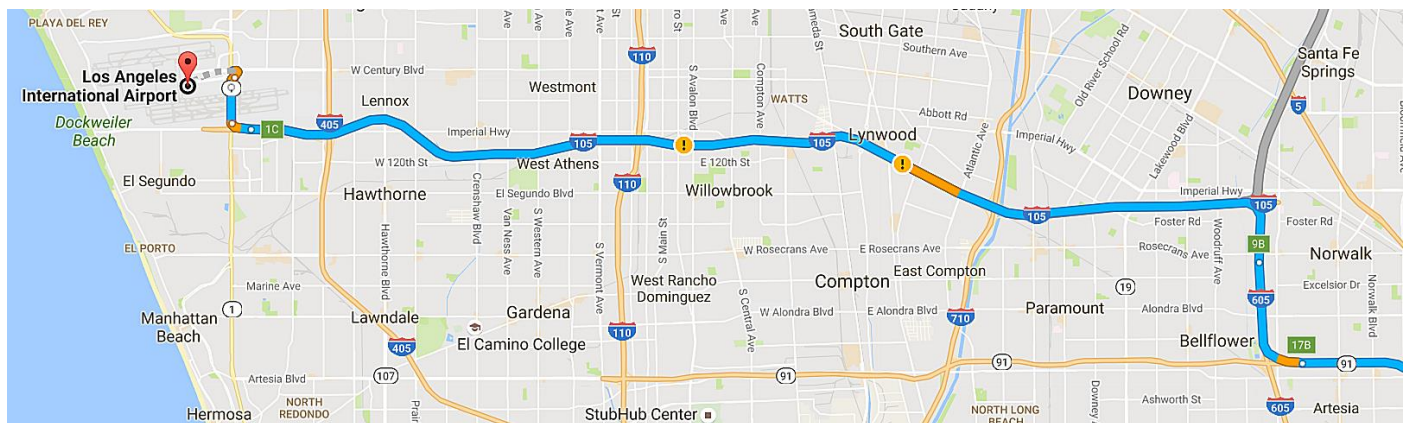
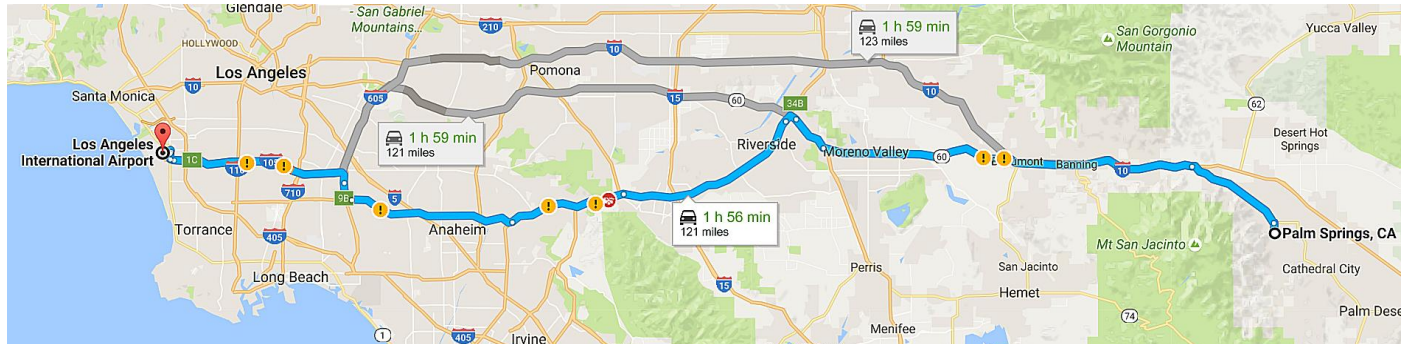
### Ride 'n' Dine Prices (Pines Café)

(Dec 2016): \$36.00 per adult

Available after 16:00

## Day 87 – Saturday 8<sup>th</sup> April

09:00 – Drive to Los Angeles



18:00 – LAX Airport

**Car Drop-off Address**

9020 Aviation Blvd,  
Inglewood,  
90301-2907,  
USA California

Contact Number +8888266893

Fax +310 641 3785

Open Hours

MON-SUN: 00:00-23:59

22:30 – Depart for Sydney

Airline: QANTAS

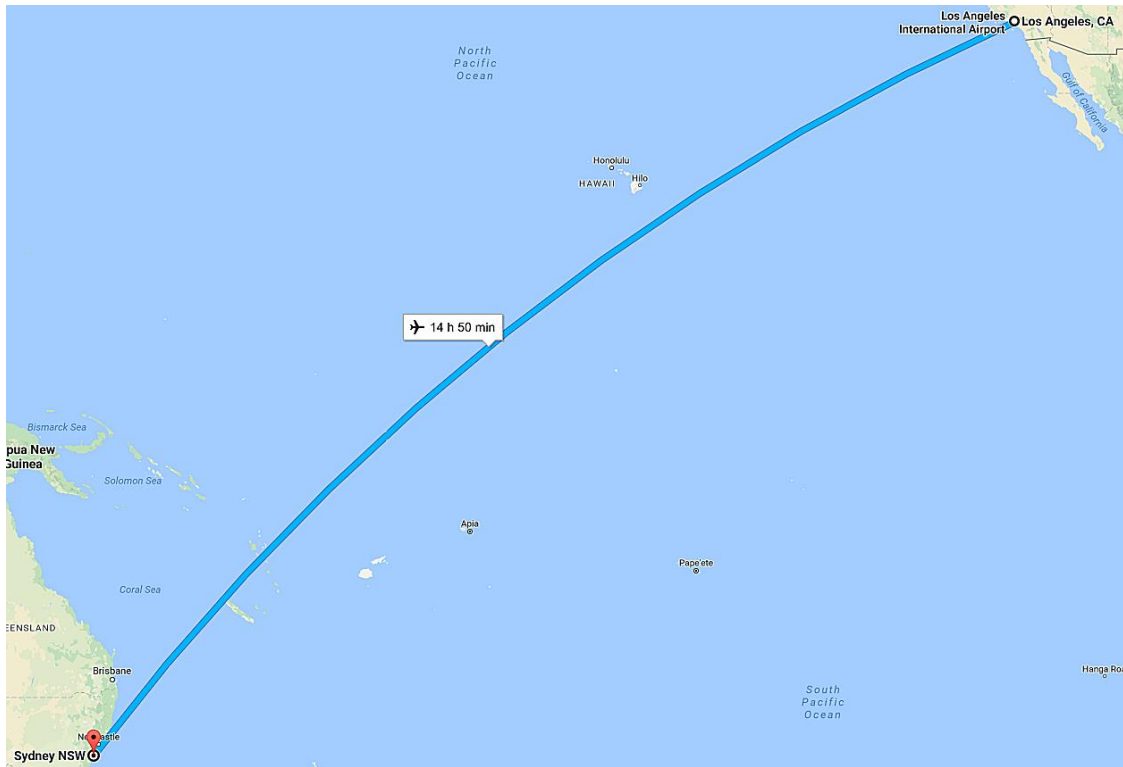
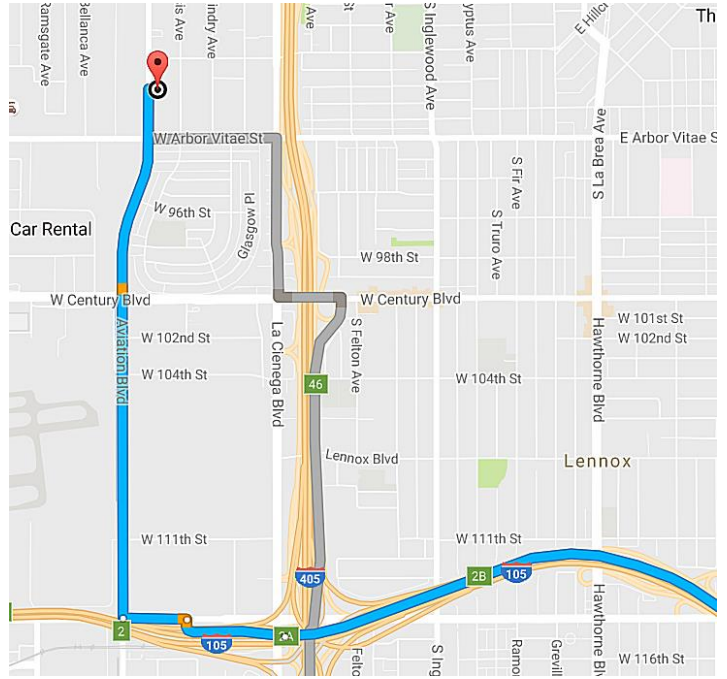
Flight: QF12

Confirmation Number

Terminal: B

Seats: Mark – 67G, Alexa – 67F (subject to Business upgrade)

Flying Time: 14hr 00mins



Day 88 – Monday 10<sup>th</sup> April (International Dateline Crossing)

Import Regulations

Free import if goods are carried by passenger:

**Group 1:** General goods not exceeding AUD \$900, including gifts, souvenirs, cameras, electronic equipment, leather goods, perfume concentrates, jewellery, watches and sporting equipment.

**Group 2:** Alcohol: 2.25 litres of alcoholic beverages per person;

**Group 3:** - Tobacco: 50 cigarettes or 50 grams of cigars or tobacco products per person.

**Warning: If you exceed Australia's duty-free limits, duty and tax will apply on all items of that type (general goods, alcohol, or tobacco), not just the goods over the limit.**

### Prohibited and Restricted Goods

The import of the following types of goods may be restricted or prohibited, and may require an import permit.

1. Drugs and Medicines;
2. any fruit or **food – this includes chocolates and lollies;**
3. firearms/weapons;
4. intellectual Property.

For more details, see: [www.customs.gov.au](http://www.customs.gov.au) or [www.border.gov.au](http://www.border.gov.au) or contact the Customs Information and Support Center (CISC) on telephone: +61 2 6275 6666, 1 300 363 263, or by e-mail at: [information@customs.gov.au](mailto:information@customs.gov.au).

### Quarantine information

All food, plant material and animal products must be declared on the Incoming Passenger Card and inspected by the Australian Quarantine and Inspection Service (AQIS) upon arrival in Australia, and may require treatment or documentation prior to entry. Quarantine risk goods may be quarantined, seized, returned to country of origin or destroyed. Detailed information can be found at <http://www.agriculture.gov.au/>.

**Visits to rural areas and any items used in rural areas (including camping, fishing and golf equipment, footwear, bicycles), or items carrying contamination from soil, faeces or plant material must be declared and presented for inspection.**

### Duty Free Import Suggestions

- (1) General Goods – Perfume, possibly look at a mobile phone for Mark to be used when he retires. Total between us: \$1800 AUD.
- (2) Alcohol – Liqueurs are often better value than beer or wine. Suggestions: South or Central American liquers; otherwise Amaretto, Frangelico, Baileys Irish Cream, Black Sambuca, or Raki. Total between us: 4.5 litres.
- (3) Tobacco – No suggestions.

### 06:30 – Arrive Sydney International Airport

Refer to Page 13 for map of Sydney International/Domestic Airport. Arrival Terminal 1.

**On arrival, check out duty free stores to see if there are any bargains that will not exceed duty free allowances.**

### 08:00 – Transfer to Domestic Airport

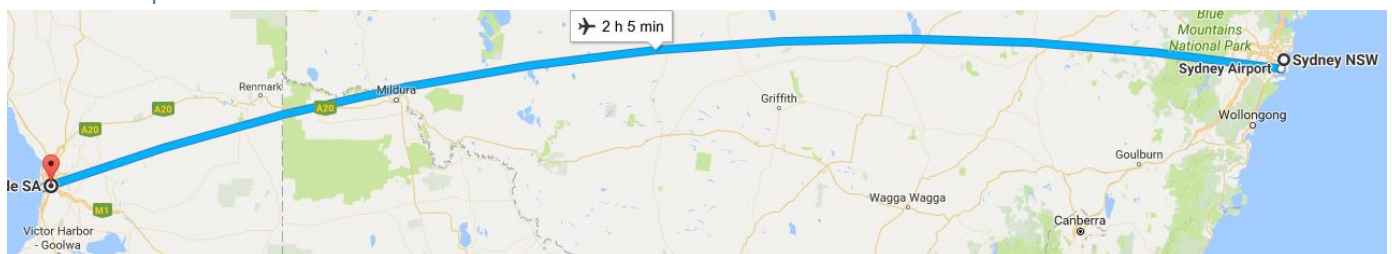
Flight Number: QF761

Booking Reference:

Seat Allocations: Mark 3C, Alexa 3A

Flight Duration: 02h 10min

### 15:05 – Depart for Adelaide



### 16:45 – Arrive Adelaide Airport

Taxi to home.

### 17:30 – Depart for Home

## Travel Agent Information

Travel Agent	Agent Name	Email	Phone Number
Flight Centre	Thomas FENNEMORE	<a href="mailto:thomas.fennemore@flightcentre.com.au">thomas.fennemore@flightcentre.com.au</a>	
Cartagena Tour	Dora de Zubiria	<a href="mailto:dora@cartagenatour.com">dora@cartagenatour.com</a>	
South America Travel	Charlotte Lebouvier	<a href="mailto:charlotte@SouthAmerica.travel">charlotte@SouthAmerica.travel</a>	
Julio Tours Nicaragua	Julio C Pineda	<a href="mailto:info@juliotoursnicaragua.com.ni">info@juliotoursnicaragua.com.ni</a>	+50 5 8625 4467
Puerto Montt Excursiones	Denis Purtov	<a href="mailto:denis.purtov@gmail.com">denis.purtov@gmail.com</a>	+56 9 7666 5557
Rent-a-car Oceanic (Easter Island)		<a href="mailto:reservas@rentacaroceanic.cl">reservas@rentacaroceanic.cl</a>	+56 0 322 100 986 +56 0 322 100 985
Odyssey Tours	Alvaro	<a href="mailto:odysseytours@gmail.com">odysseytours@gmail.com</a>	(506) 8319 1315 (506) 8994 6245
VIP Cars	(for Alamo car rental)	<a href="mailto:support@vipcars.com">support@vipcars.com</a>	+1-914-500-1791 +1-914-368-0091 (USA)
TOUR GUIDE USHUAIA		<a href="mailto:transportetrasandino@gmail.com">transportetrasandino@gmail.com</a>	
Economy Car Rentals	(for SIXT car rental)		+54 93875092772 (SIXT)
Rosemary & Malcolm	House Sitters		
Crown Princess		<b>VERY Expensive Phone calls – Do not call except in case of real emergency!!!</b>	0011 870764 597398
Veedom			0011 1 321 837 6106